

## SIRT4 antibody

**Cat. No. GTX51798**

<b>Host</b>	Rabbit
<b>Clonality</b>	Polyclonal
<b>Isotype</b>	IgG
<b>Applications</b>	WB, IHC-P
<b>Reactivity</b>	Mouse, Rat

**Package**  
100 µl

## Applications

**Application Note**

\*Optimal dilutions/concentrations should be determined by the researcher.

Suggested dilution	Recommended dilution
WB	1:300-1000
IHC-P	1:50-400

Not tested in other applications.

**Calculated MW** 35 kDa. ([Note](#))

## Properties

<b>Form</b>	Liquid
<b>Buffer</b>	1% BSA, 50% Glycerol
<b>Preservative</b>	0.09% Sodium azide
<b>Storage</b>	Store as concentrated solution. Centrifuge briefly prior to opening vial. For short-term storage (1-2 weeks), store at 4°C. For long-term storage, aliquot and store at -20°C or below. Avoid multiple freeze-thaw cycles.
<b>Concentration</b>	1 mg/ml (Please refer to the vial label for the specific concentration.)
<b>Immunogen</b>	KLH conjugated synthetic peptide derived from human SIRT4(60-110).
<b>Purification</b>	Protein A purified
<b>Conjugation</b>	Unconjugated

**Note**

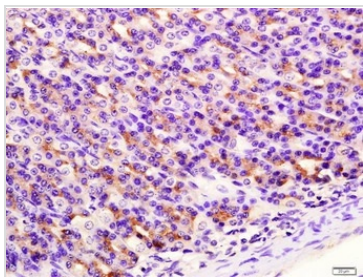
For laboratory research use only. Not for any clinical, therapeutic, or diagnostic use in humans or animals. Not for animal or human consumption.

Purchasers shall not, and agree not to enable third parties to, analyze, copy, reverse engineer or otherwise attempt to determine the structure or sequence of the product.



For full product information, images and publications, please visit our [website](#).

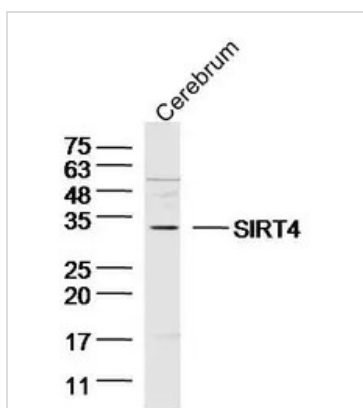
## DATA IMAGES

**GTX51798 IHC-P Image**

IHC-P analysis of rat stomach tissue using GTX51798 SIRT4 antibody.

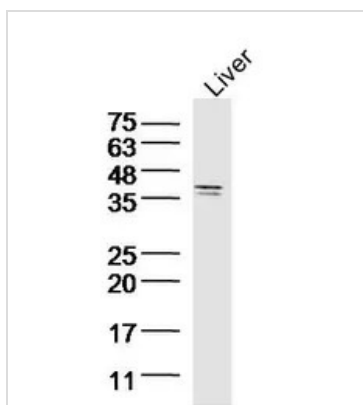
Antigen retrieval : Boiling in sodium citrate buffer (pH6) for 15min

Dilution : 1:400

**GTX51798 WB Image**

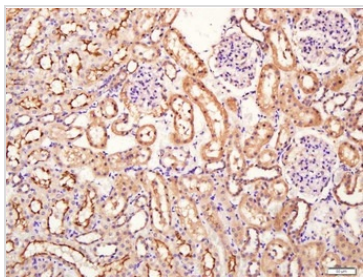
WB analysis of mouse cerebrum tissue lysate using GTX51798 SIRT4 antibody.

Dilution : 1:300

**GTX51798 WB Image**

WB analysis of mouse liver tissue lysate using GTX51798 SIRT4 antibody.

Dilution : 1:300

**GTX51798 IHC-P Image**

IHC-P analysis of rat kidney tissue using GTX51798 SIRT4 antibody.

Antigen retrieval : Boiling in sodium citrate buffer (pH6) for 15min

Dilution : 1:400



For full product information, images and publications, please visit our [website](#).