

MTAP antibody

Cat. No. GTX54291

Host	Rabbit
Clonality	Polyclonal
Isotype	IgG
Applications	WB, ICC/IF, IHC-P
Reactivity	Human, Mouse, Rat

Package
100 µl

Applications

Application Note

*Optimal dilutions/concentrations should be determined by the researcher.

Suggested dilution	Recommended dilution
WB	1:500 - 1:2000
ICC/IF	1:50 - 1:200
IHC-P	1:50 - 1:200

Not tested in other applications.

Calculated MW 31 kDa. ([Note](#))

Properties

Form	Liquid
Buffer	PBS, 50% Glycerol
Preservative	0.02% Sodium azide
Storage	Store as concentrated solution. Centrifuge briefly prior to opening vial. For short-term storage (1-2 weeks), store at 4°C. For long-term storage, aliquot and store at -20°C or below. Avoid multiple freeze-thaw cycles.
Concentration	Batch dependent (Please refer to the vial label for the specific concentration.)
Immunogen	Recombinant fusion protein containing a sequence corresponding to amino acids 1-283 of human MTAP (NP_002442.2).
Purification	Purified by affinity chromatography
Conjugation	Unconjugated

Note

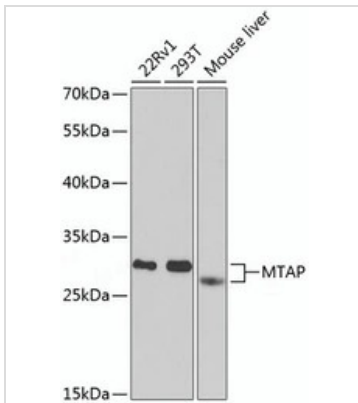
For laboratory research use only. Not for any clinical, therapeutic, or diagnostic use in humans or animals. Not for animal or human consumption.

Purchasers shall not, and agree not to enable third parties to, analyze, copy, reverse engineer or otherwise attempt to determine the structure or sequence of the product.



For full product information, images and publications, please visit our [website](#).

DATA IMAGES

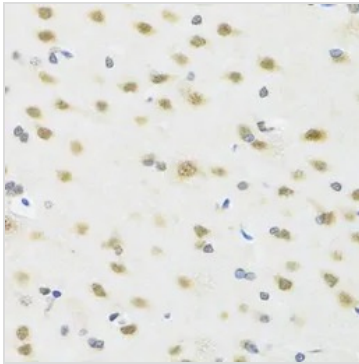


GTX54291 WB Image

WB analysis of various sample lysates using GTX54291 MTAP antibody.

Dilution : 1:1000

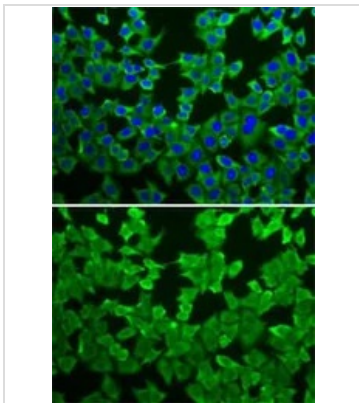
Loading : 25µg per lane



GTX54291 IHC-P Image

IHC-P analysis of rat brain tissue using GTX54291 MTAP antibody.

Dilution : 1:100



GTX54291 ICC/IF Image

ICC/IF analysis of A549 cells using GTX54291 MTAP antibody.

Blue : DAPI



For full product information, images and publications, please visit our [website](https://www.genetex.com).