

# CD82 antibody

**Cat. No. GTX55563**

<b>Host</b>	Rabbit
<b>Clonality</b>	Polyclonal
<b>Isotype</b>	IgG
<b>Applications</b>	WB, IHC-P
<b>Reactivity</b>	Human, Mouse

**Package**  
100 µl

## Applications

### Application Note

\*Optimal dilutions/concentrations should be determined by the researcher.

Suggested dilution	Recommended dilution
WB	1:500 - 1:2000
IHC-P	1:50 - 1:200

Not tested in other applications.

**Calculated MW** 30 kDa. ( [Note](#) )

## Properties

<b>Form</b>	Liquid
<b>Buffer</b>	PBS, 50% Glycerol
<b>Preservative</b>	0.02% Sodium azide
<b>Storage</b>	Store as concentrated solution. Centrifuge briefly prior to opening vial. For short-term storage (1-2 weeks), store at 4°C. For long-term storage, aliquot and store at -20°C or below. Avoid multiple freeze-thaw cycles.
<b>Concentration</b>	Batch dependent (Please refer to the vial label for the specific concentration.)
<b>Immunogen</b>	Recombinant fusion protein containing a sequence corresponding to amino acids 111-228 of human CD82 (NP_002222.1).
<b>Purification</b>	Purified by affinity chromatography
<b>Conjugation</b>	Unconjugated

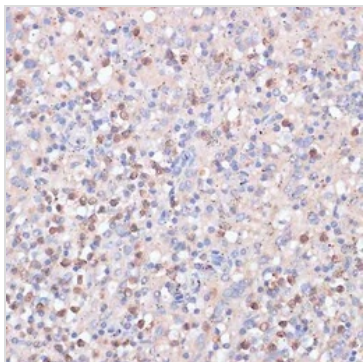
### Note

For laboratory research use only. Not for any clinical, therapeutic, or diagnostic use in humans or animals. Not for animal or human consumption.

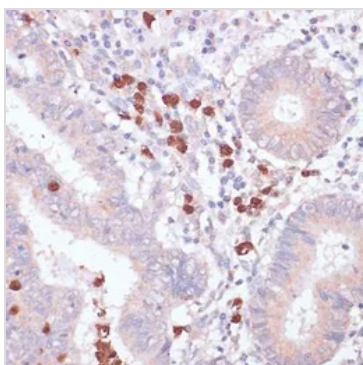
Purchasers shall not, and agree not to enable third parties to, analyze, copy, reverse engineer or otherwise attempt to determine the structure or sequence of the product.



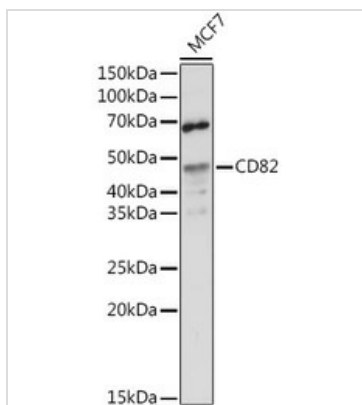
For full product information, images and publications, please visit our [website](#).

**DATA IMAGES**

**GTX55563 IHC-P Image**

IHC-P analysis of human spleen tissue using GTX55563 CD82 antibody.  
Dilution : 1:100


**GTX55563 IHC-P Image**

IHC-P analysis of human colon tissue using GTX55563 CD82 antibody.  
Dilution : 1:100


**GTX55563 WB Image**

WB analysis of MCF7 cell lysate using GTX55563 CD82 antibody.  
Dilution : 1:500  
Loading : 25µg per lane



For full product information, images and publications, please visit our [website](https://www.genetex.com).