

COX5A antibody

Cat. No. GTX55578

| | |
|--------------|-------------------|
| Host | Rabbit |
| Clonality | Polyclonal |
| Isotype | IgG |
| Applications | WB, ICC/IF, IHC-P |
| Reactivity | Human, Mouse, Rat |

Package
100 µl

Applications

Application Note

*Optimal dilutions/concentrations should be determined by the researcher.

| Suggested dilution | Recommended dilution |
|--------------------|----------------------|
| WB | 1:500 - 1:2000 |
| ICC/IF | 1:10 - 1:100 |
| IHC-P | 1:50 - 1:100 |

Not tested in other applications.

Calculated MW 17 kDa. ([Note](#))

Properties

| | |
|---------------|--|
| Form | Liquid |
| Buffer | PBS, 50% Glycerol |
| Preservative | 0.02% Sodium azide |
| Storage | Store as concentrated solution. Centrifuge briefly prior to opening vial. For short-term storage (1-2 weeks), store at 4°C. For long-term storage, aliquot and store at -20°C or below. Avoid multiple freeze-thaw cycles. |
| Concentration | Batch dependent (Please refer to the vial label for the specific concentration.) |
| Immunogen | Recombinant fusion protein containing a sequence corresponding to amino acids 1-150 of human COX5A (NP_004246.2). |
| Purification | Purified by affinity chromatography |
| Conjugation | Unconjugated |

Note

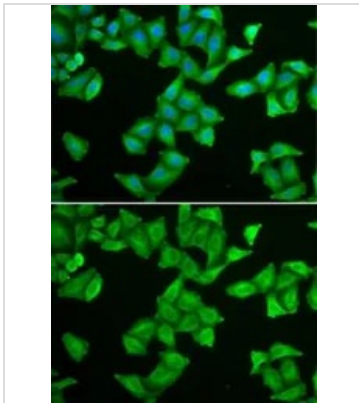
For laboratory research use only. Not for any clinical, therapeutic, or diagnostic use in humans or animals. Not for animal or human consumption.

Purchasers shall not, and agree not to enable third parties to, analyze, copy, reverse engineer or otherwise attempt to determine the structure or sequence of the product.



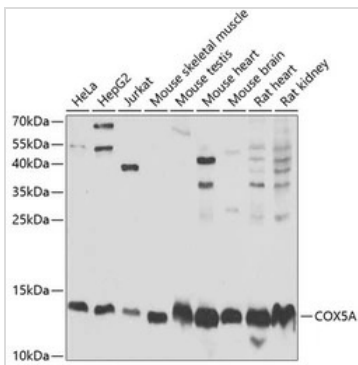
For full product information, images and publications, please visit our [website](#).

DATA IMAGES



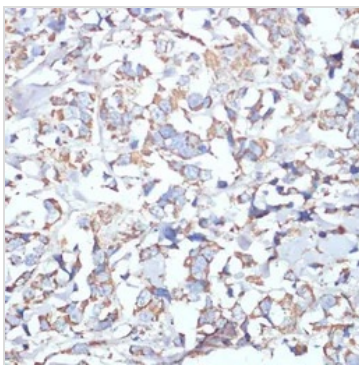
GTX55578 ICC/IF Image

ICC/IF analysis of U2OS cells using GTX55578 COX5A antibody.
Blue : DAPI



GTX55578 WB Image

WB analysis of various sample lysates using GTX55578 COX5A antibody.
Dilution : 1:1000
Loading : 25µg per lane



GTX55578 IHC-P Image

IHC-P analysis of human breast cancer tissue using GTX55578 COX5A antibody.
Dilution : 1:100



For full product information, images and publications, please visit our [website](#).