

DGKA antibody

Cat. No. GTX55856

Host	Rabbit
Clonality	Polyclonal
Isotype	IgG
Applications	WB, ICC/IF, IHC-P
Reactivity	Human, Dog, Monkey

Package
100 µl

Applications

Application Note

*Optimal dilutions/concentrations should be determined by the researcher.

Suggested dilution	Recommended dilution
WB	1:500 - 1:1000
ICC/IF	1:100 - 1:500
IHC-P	1:100 - 1:200

Not tested in other applications.

Calculated MW 83 kDa. ([Note](#))

Properties

Form	Liquid
Buffer	0.42% Potassium Phosphate, 0.87% NaCl, 30% Glycerol
Preservative	0.01% Sodium azide
Storage	Store as concentrated solution. Centrifuge briefly prior to opening vial. For short-term storage (1-2 weeks), store at 4°C. For long-term storage, aliquot and store at -20°C or below. Avoid multiple freeze-thaw cycles.
Concentration	Batch dependent (Please refer to the vial label for the specific concentration.)
Immunogen	KLH-conjugated synthetic peptide encompassing a sequence within the center region of DGKA. The exact sequence is proprietary.
Purification	Purified by antigen-affinity chromatography
Conjugation	Unconjugated

Note

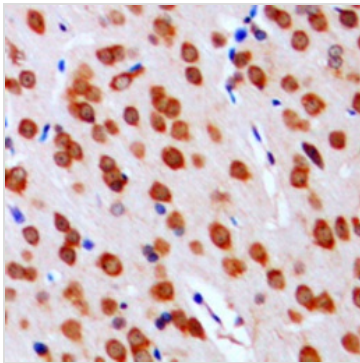
For laboratory research use only. Not for any clinical, therapeutic, or diagnostic use in humans or animals. Not for animal or human consumption.

Purchasers shall not, and agree not to enable third parties to, analyze, copy, reverse engineer or otherwise attempt to determine the structure or sequence of the product.



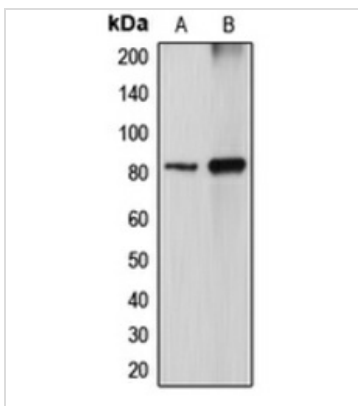
For full product information, images and publications, please visit our [website](#).

DATA IMAGES



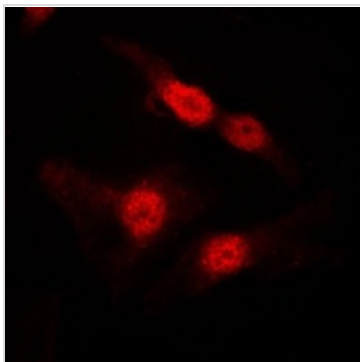
GTX55856 IHC-P Image

IHC-P analysis of formalin fixed human brain tissue section using GTX55856 DGKA antibody.
Antigen retrieval : Heat mediated antigen retrieval with sodium citrate buffer (pH 6.0)



GTX55856 WB Image

WB analysis of MDCK (A), COS7 (B) whole cell lysates using GTX55856 DGKA antibody.



GTX55856 ICC/IF Image

ICC/IF analysis of formalin-fixed MDCK cells using GTX55856 DGKA antibody.

Red : Primary antibody

Blue : DAPI

Permeabilization : 0.1% Triton X-100 in TBS for 5-10 minutes



For full product information, images and publications, please visit our [website](#).