

## SKP1 antibody [1H9]

**Cat. No. GTX60547**

<b>Host</b>	Mouse
<b>Clonality</b>	Monoclonal
<b>Isotype</b>	IgG1
<b>Applications</b>	WB, IHC-P, FCM, ELISA
<b>Reactivity</b>	Human, Rat, Monkey

**Package**  
100 µl

## Applications

**Application Note**

\*Optimal dilutions/concentrations should be determined by the researcher.

Suggested dilution	Recommended dilution
WB	1/500 - 1/2000
IHC-P	1/200 - 1/1000
FCM	1/200 - 1/400
ELISA	1/10000

Not tested in other applications.

**Calculated MW** 19 kDa. ([Note](#))

## Properties

<b>Form</b>	Liquid
<b>Buffer</b>	Ascites
<b>Preservative</b>	0.03% Sodium azide
<b>Storage</b>	Store as concentrated solution. Centrifuge briefly prior to opening vial. For short-term storage (1-2 weeks), store at 4°C. For long-term storage, aliquot and store at -20°C or below. Avoid multiple freeze-thaw cycles.
<b>Immunogen</b>	Purified recombinant fragment of human SKP1 expressed in E. Coli.
<b>Purification</b>	Unpurified
<b>Conjugation</b>	Unconjugated

**Note**

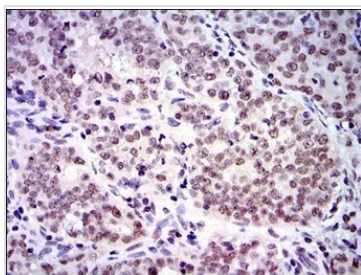
For laboratory research use only. Not for any clinical, therapeutic, or diagnostic use in humans or animals. Not for animal or human consumption.

Purchasers shall not, and agree not to enable third parties to, analyze, copy, reverse engineer or otherwise attempt to determine the structure or sequence of the product.



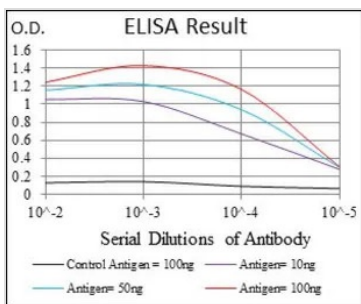
For full product information, images and publications, please visit our [website](#).

DATA IMAGES



**GTX60547 IHC-P Image**

IHC-P analysis of cervical cancer tissue using GTX60547 SKP1 antibody [1H9].



**GTX60547 ELISA Image**

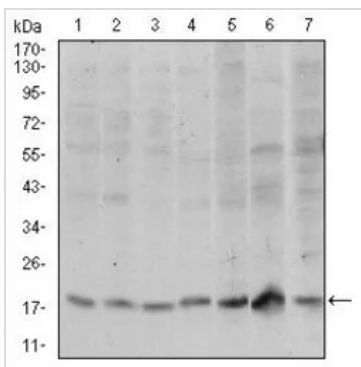
ELISA analysis of antigen using GTX60547 SKP1 antibody [1H9].

Black : Control antigen 100ng

Purple : Antigen 10ng

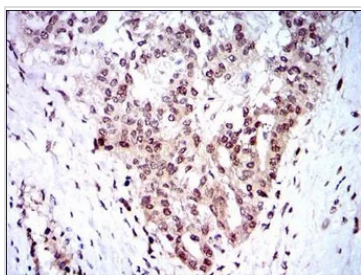
Blue : Antigen 50ng

Red : Antigen 100ng



**GTX60547 WB Image**

WB analysis of HeLa (1), RAJI (2), Jurkat (3), MCF-7 (4), HepG2 (5), PC-12 (6) and Cos7 (7) cell lysate using GTX60547 SKP1 antibody [1H9].



**GTX60547 IHC-P Image**

IHC-P analysis of ovarian cancer tissue using GTX60547 SKP1 antibody [1H9].



For full product information, images and publications, please visit our [website](#).