

Histone H3K27ac (Acetyl Lys27) antibody [RM172]

Cat. No. GTX60887

Host	Rabbit
Clonality	Monoclonal
Isotype	IgG
Applications	WB, ICC/IF, ELISA, ChIP assay
Reactivity	Human

Package
100 µg

Applications

Application Note

*Optimal dilutions/concentrations should be determined by the researcher.

Suggested dilution	Recommended dilution
WB	0.5 µg/mL - 2 µg/mL
ICC/IF	0.5 µg/mL - 2 µg/mL
ELISA	0.2 µg/mL - 1 µg/mL
ChIP assay	Assay dependent

Not tested in other applications.

Product Note

This antibody reacts to Histone H3 acetylated at Lysine 27 (K27ac). No cross reactivity with other acetylated Lysines in histone H3.

Properties

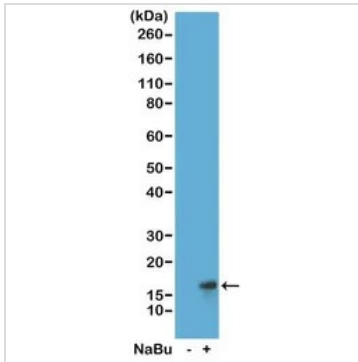
Form	Liquid
Buffer	PBS, 1% BSA, 50% Glycerol
Preservative	0.09% Sodium azide
Storage	Store as concentrated solution. Centrifuge briefly prior to opening vial. For short-term storage (1-2 weeks), store at 4°C. For long-term storage, aliquot and store at -20°C or below. Avoid multiple freeze-thaw cycles.
Concentration	Batch dependent (Please refer to the vial label for the specific concentration.)
Immunogen	An acetyl-peptide corresponding to Acetyl-Histone H3 (Lys27).
Purification	Protein A purified From tissue culture supernatant
Conjugation	Unconjugated

For full product information, images and publications, please visit our [website](#).

For laboratory research use only. Not for any clinical, therapeutic, or diagnostic use in humans or animals. Not for animal or human consumption.

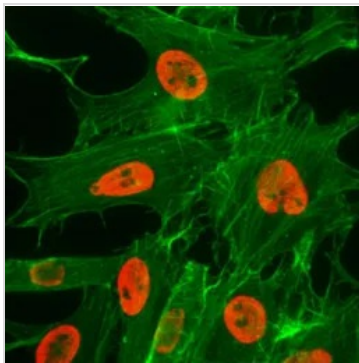
Note

Purchasers shall not, and agree not to enable third parties to, analyze, copy, reverse engineer or otherwise attempt to determine the structure or sequence of the product.

DATA IMAGES

GTx60887 WB Image

WB analysis of acid extracts from HeLa cells untreated (-) or treated with sodium butyrate (+) using GTx60887 Histone H3K27ac (Acetyl Lys27) antibody [RM172].

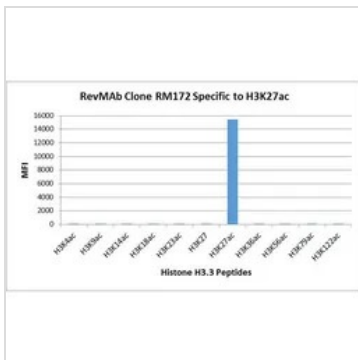
Dilution : 1 µg/ml


GTx60887 ICC/IF Image

ICC/IF analysis of HeLa cells treated with sodium butyrate using GTx60887 Histone H3K27ac (Acetyl Lys27) antibody [RM172].

Red : Primary antibody

Green : Actin


GTx60887 Image

The GTx60887 reacts to Histone H3 acetylated at Lysine 27 (K27ac). No cross reactivity with acetylated Lysine 4 (K4ac), Lysine 9 (K9ac), Lysine 14 (K14ac), Lysine 18 (K18ac), Lysine 23 (K23ac), Lysine 36 (K36ac), Lysine 56 (K56ac), Lysine 79 (K79ac), or Lysine 122 (K122) in Histone H3.



For full product information, images and publications, please visit our [website](https://www.genetex.com).