

Histone H3K4ac (Acetyl Lys4) antibody [RM149]

Cat. No. GTX60893

Host	Rabbit
Clonality	Monoclonal
Isotype	IgG
Applications	WB, ICC/IF, ELISA
Reactivity	Human

Package
100 µg

Applications

Application Note

*Optimal dilutions/concentrations should be determined by the researcher.

Suggested dilution	Recommended dilution
WB	0.25 µg/mL - 1 µg/mL
ICC/IF	0.5 µg/mL - 2 µg/mL
ELISA	0.2 µg/mL - 1 µg/mL

Not tested in other applications.

Product Note

This antibody reacts to Histone H3 acetylated at Lysine 4 (K4ac). No cross reactivity with non-modified Lysine 4 or other acetylated Lysines in histone H3.

Properties

Form	Liquid
Buffer	PBS, 1% BSA, 50% Glycerol
Preservative	0.09% Sodium azide
Storage	Store as concentrated solution. Centrifuge briefly prior to opening vial. For short-term storage (1-2 weeks), store at 4°C. For long-term storage, aliquot and store at -20°C or below. Avoid multiple freeze-thaw cycles.
Concentration	Batch dependent (Please refer to the vial label for the specific concentration.)
Immunogen	An acetyl-peptide corresponding to Acetyl-Histone H3 (Lys4).
Purification	Protein A purified From tissue culture supernatant
Conjugation	Unconjugated



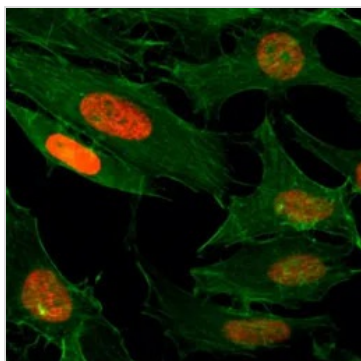
For full product information, images and publications, please visit our [website](#).

For laboratory research use only. Not for any clinical, therapeutic, or diagnostic use in humans or animals. Not for animal or human consumption.

Note

Purchasers shall not, and agree not to enable third parties to, analyze, copy, reverse engineer or otherwise attempt to determine the structure or sequence of the product.

DATA IMAGES

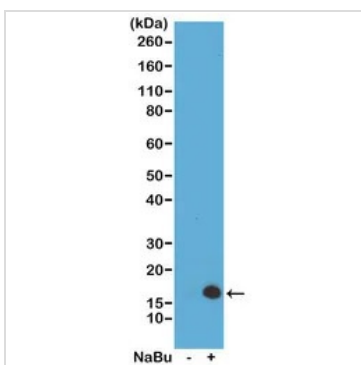


GTX60893 ICC/IF Image

ICC/IF analysis of HeLa cells treated with sodium butyrate using GTX60893 Histone H3K4ac (Acetyl Lys4) antibody [RM149].

Red : Primary antibody

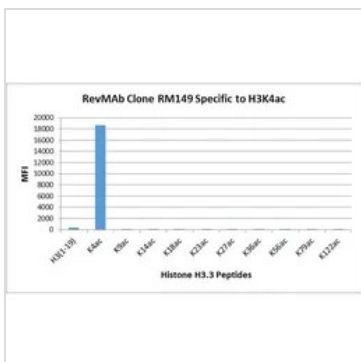
Green : Actin



GTX60893 WB Image

WB analysis of acid extracts from HeLa cells untreated (-) or treated with sodium butyrate (+) using GTX60893 Histone H3K4ac (Acetyl Lys4) antibody [RM149].

Dilution : 0.5µg/ml



GTX60893 Image

The GTX60893 reacts to Histone H3 acetylated at Lysine 4 (K4ac). No cross reactivity with non-modified Lysine 4, acetylated Lysine 9 (K9ac), Lysine 14 (K14ac), Lysine 18 (K18ac), Lysine 23 (K23ac), Lysine 27 (K27ac), Lysine 36 (K36ac), Lysine 56 (K56ac), lysine 79 (K79ac), or Lysine 122 (K122) in histone H3.



For full product information, images and publications, please visit our [website](#).