

SARS-CoV-2 (COVID-19) Spike RBD antibody [HL1003-HU]

Cat. No. GTX635866

Host	Human
Clonality	Monoclonal
Isotype	IgG
Applications	ELISA, Neutralizing/Inhibition, Sandwich ELISA
Reactivity	SARS Coronavirus 2

References (2)

Package

100 µl, 25 µl

Applications

Application Note

*Optimal dilutions/concentrations should be determined by the researcher.

Suggested dilution	Recommended dilution
ELISA	Assay dependent
Neutralizing/Inhibition	Assay dependent
Sandwich ELISA	Assay dependent

Note : This antibody inhibits infection of mammalian cells by live SARS-CoV-2.**Capture : GTX635807, Detection: GTX635866.**

Not tested in other applications.

Properties

Form	Liquid
Buffer	PBS
Preservative	No preservative
Storage	Store as concentrated solution. Centrifuge briefly prior to opening vial. For short-term storage (1-2 weeks), store at 4°C. For long-term storage, aliquot and store at -20°C or below. Avoid multiple freeze-thaw cycles.
Concentration	1 mg/ml (Please refer to the vial label for the specific concentration.)
Immunogen	Recombinant protein corresponding to SARS-CoV-2 (COVID-19) Spike RBD (SARS-CoV-2 (strain Wuhan-Hu-1)). The exact sequence is proprietary.
Purification	Affinity purified by Protein A.
Conjugation	Unconjugated

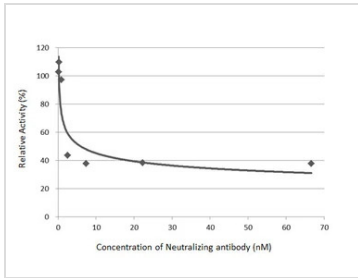
Note

For laboratory research use only. Not for any clinical, therapeutic, or diagnostic use in humans or animals. Not for animal or human consumption.

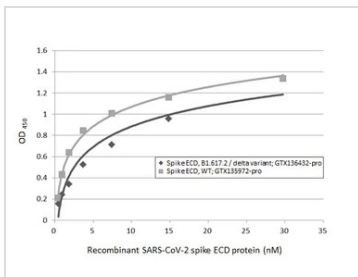
Purchasers shall not, and agree not to enable third parties to, analyze, copy, reverse engineer or otherwise attempt to determine the structure or sequence of the product.



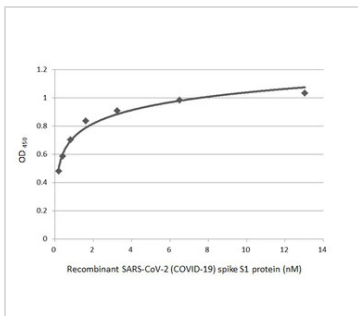
For full product information, images and publications, please visit our [website](#).

DATA IMAGES

GTX635866 Neutralizing/Inhibition Image

Inhibition analysis of immobilized recombinant SARS-CoV-2 (COVID-19) Spike RBD protein, His tag (active) (GTX136090-pro) (coated at 2 µg/mL) binding to soluble recombinant Human ACE2 (ECD) protein, mouse IgG Fc tag (active) (GTX135683-pro) (1000 ng/mL). ACE2 binding was inhibited by increasing concentrations of SARS-CoV-2 (COVID-19) Spike RBD antibody [HL1003-HU] (GTX635866) (0.09-66.67 nM). Bound ACE2 was detected by Goat Anti-Mouse IgG antibody (HRP) (GTX213111-01) (1:10000).


GTX635866 ELISA Image

Indirect ELISA analysis performed by coating plate with recombinant Spike ECD protein(s) derived from different strains of SARS-CoV-2 virus (ie., Wild type; B1.617.2 delta variant) (29.71-0.46 nM). Coated protein was probed with SARS-CoV-2 (COVID-19) Spike RBD antibody [HL1003-HU] (GTX635866) (1 µg/mL). Human IgG antibody (HRP) (1:200000) was used to detect bound primary antibody.


GTX635866 ELISA Image

Sandwich ELISA detection of recombinant SARS-CoV-2 (COVID-19) Spike S1 protein, His tag (active) (GTX135817-pro) using antibodies as below.

Capture: SARS-CoV-2 (COVID-19) Spike RBD antibody [HL1014] (GTX635807) (5 µg/mL)

Detection: SARS-CoV-2 (COVID-19) Spike RBD antibody [HL1003-HU] (GTX635866) (1 µg/mL) **Anti-Human IgG antibody (HRP) was diluted at 1:200000 and used to detect the primary antibody.**



For full product information, images and publications, please visit our [website](https://www.genetex.com).