

5-HT2B receptor antibody

Cat. No. GTX70497

Host	Rabbit
Clonality	Polyclonal
Isotype	IgG
Applications	IHC-P
Reactivity	Human, Monkey

Package
25 µg

Applications

Application Note

*Optimal dilutions/concentrations should be determined by the researcher.

Suggested dilution	Recommended dilution
IHC-P	4 - 6 µg/ml

Not tested in other applications.

Properties

Form	Liquid
Buffer	PBS
Preservative	0.1% Sodium azide
Storage	Store as concentrated solution. Centrifuge briefly prior to opening vial. For short-term storage (1-2 weeks), store at 4°C. For long-term storage, aliquot and store at -20°C or below. Avoid multiple freeze-thaw cycles.
Concentration	1 mg/ml (Please refer to the vial label for the specific concentration.)
Immunogen	Synthetic 15 amino acid peptide from 2nd extracellular domain of human 5HT2B Receptor.
Purification	Purified by affinity chromatography
Conjugation	Unconjugated

Note

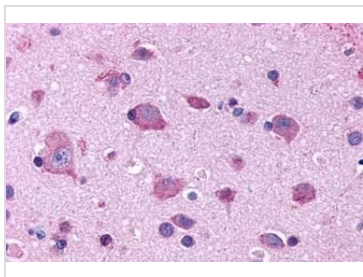
For laboratory research use only. Not for any clinical, therapeutic, or diagnostic use in humans or animals. Not for animal or human consumption.

Purchasers shall not, and agree not to enable third parties to, analyze, copy, reverse engineer or otherwise attempt to determine the structure or sequence of the product.

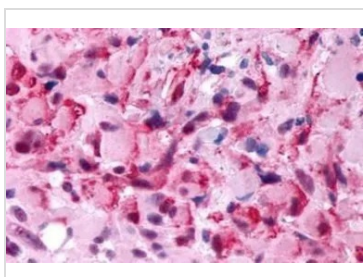


For full product information, images and publications, please visit our [website](#).

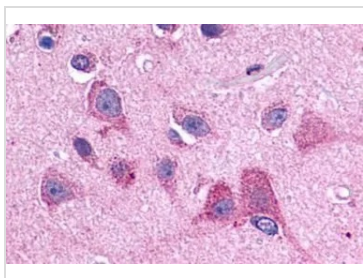
DATA IMAGES

**GTX70497 IHC-P Image**

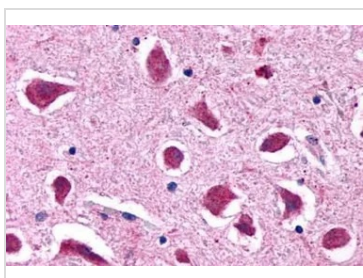
IHC-P analysis of human brain, cortex tissue using GTX70497 5-HT2B receptor antibody.
Antigen retrieval : Heat-induced antigen retrieval

**GTX70497 IHC-P Image**

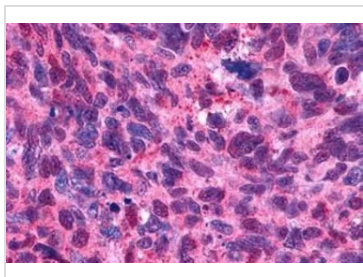
IHC-P analysis of human brain, glioblastoma tissue using GTX70497 5-HT2B receptor antibody.
Antigen retrieval : Heat-induced antigen retrieval

**GTX70497 IHC-P Image**

IHC-P analysis of brain, cortex neurons tissue using GTX70497 5-HT2B receptor antibody.

**GTX70497 IHC-P Image**

IHC-P analysis of brain, hypothalamus tissue using GTX70497 5-HT2B receptor antibody.

**GTX70497 IHC-P Image**

IHC-P analysis of human lung, small cell carcinoma tissue using GTX70497 5-HT2B receptor antibody.
Antigen retrieval : Heat-induced antigen retrieval



For full product information, images and publications, please visit our [website](#).