

GPR7 antibody

Cat. No. GTX70565

Host	Rabbit
Clonality	Polyclonal
Isotype	IgG
Applications	IHC-P
Reactivity	Human, Monkey

Package

25 µg

Applications

Application Note

*Optimal dilutions/concentrations should be determined by the researcher.

Suggested dilution	Recommended dilution
IHC-P	11 - 22 µg/ml
Not tested in other applications.	

Calculated MW 36 kDa. ([Note](#))

Properties

Form	Liquid
Buffer	PBS
Preservative	0.1% Sodium azide
Storage	Store as concentrated solution. Centrifuge briefly prior to opening vial. For short-term storage (1-2 weeks), store at 4°C. For long-term storage, aliquot and store at -20°C or below. Avoid multiple freeze-thaw cycles.
Concentration	1 mg/ml (Please refer to the vial label for the specific concentration.)
Immunogen	Synthetic 17 amino acid peptide from 2nd cytoplasmic domain of human NPBWR1.
Purification	Purified by affinity chromatography
Conjugation	Unconjugated

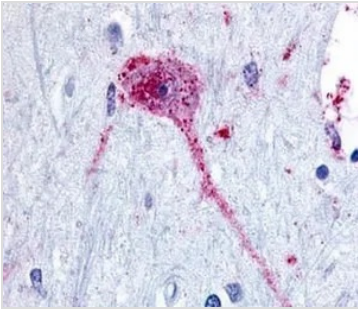
Note

For laboratory research use only. Not for any clinical, therapeutic, or diagnostic use in humans or animals. Not for animal or human consumption.

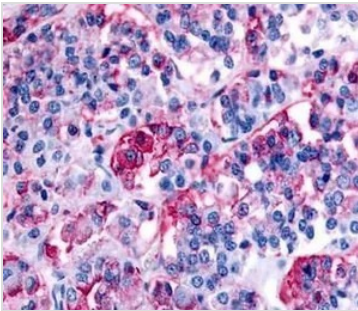
Purchasers shall not, and agree not to enable third parties to, analyze, copy, reverse engineer or otherwise attempt to determine the structure or sequence of the product.



For full product information, images and publications, please visit our [website](#).

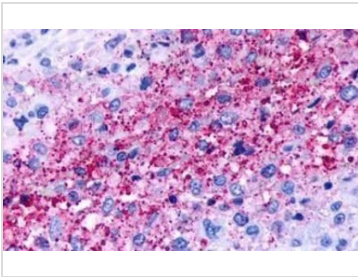
DATA IMAGES

GTx70565 IHC-P Image

IHC-P analysis of brain, globus pallidus tissue using GTx70565 GPR7 antibody.


GTx70565 IHC-P Image

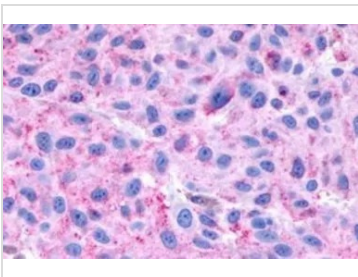
IHC-P analysis of human brain, pituitary tissue using GTx70565 GPR7 antibody.

Antigen retrieval : Heat-induced antigen retrieval


GTx70565 IHC-P Image

IHC-P analysis of human brain, glioblastoma tissue using GTx70565 GPR7 antibody.

Antigen retrieval : Heat-induced antigen retrieval


GTx70565 IHC-P Image

IHC-P analysis of human skin, melanoma tissue using GTx70565 GPR7 antibody.

Antigen retrieval : Heat-induced antigen retrieval



For full product information, images and publications, please visit our [website](https://www.genetex.com).