

GPR98 antibody

Cat. No. GTX70571

Host	Rabbit
Clonality	Polyclonal
Isotype	IgG
Application	WB, IHC-P
Reactivity	Human, Horse

Package
25 µg

APPLICATION

Application Note

*Optimal dilutions/concentrations should be determined by the researcher.

Suggested dilution	Recommended dilution
WB	Assay dependent
IHC-P	10 - 26 µg/ml

Not tested in other applications.

Calculated MW 693 kDa. ([Note](#))

PROPERTIES

Form	Liquid
Buffer	PBS
Preservative	0.1% Sodium azide
Storage	Store as concentrated solution. Centrifuge briefly prior to opening vial. For short-term storage (1-2 weeks), store at 4°C. For long-term storage, aliquot and store at -20°C or below. Avoid multiple freeze-thaw cycles.
Concentration	1 mg/ml (Please refer to the vial label for the specific concentration.)
Immunogen	Synthetic 19 amino acid peptide from N-terminal extracellular domain of human GPR98.
Purification	Purified by affinity chromatography
Conjugation	Unconjugated

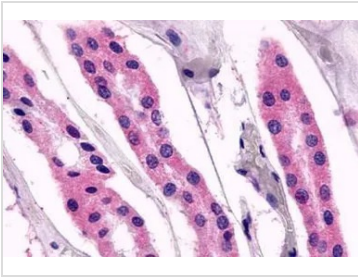
Note

For laboratory research use only. Not for any clinical, therapeutic, or diagnostic use in humans or animals. Not for animal or human consumption.

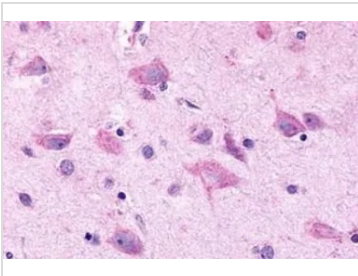
Purchasers shall not, and agree not to enable third parties to, analyze, copy, reverse engineer or otherwise attempt to determine the structure or sequence of the product.



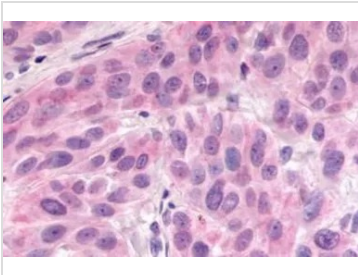
For full product information, images and publications, please visit our [website](#).

DATA IMAGES

GTx70571 IHC-P Image

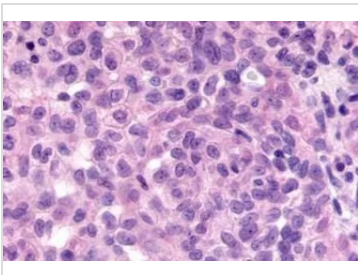
IHC-P analysis of human kidney, renal tubules tissue using GTx70571 GPR98 antibody.
Antigen retrieval : Heat-induced antigen retrieval


GTx70571 IHC-P Image

IHC-P analysis of human brain, cortex tissue using GTx70571 GPR98 antibody.
Antigen retrieval : Heat-induced antigen retrieval


GTx70571 IHC-P Image

IHC-P analysis of human skin, melanoma tissue using GTx70571 GPR98 antibody.
Antigen retrieval : Heat-induced antigen retrieval


GTx70571 IHC-P Image

IHC-P analysis of human ovary, carcinoma tissue using GTx70571 GPR98 antibody.
Antigen retrieval : Heat-induced antigen retrieval



For full product information, images and publications, please visit our [website](#).