MT2 antibody

Cat. No. GTX70723

Host	Rabbit
Clonality	Polyclonal
Isotype	IgG
Applications	IHC-P
Reactivity	Human, Monkey

Package
25 µg

Applications

Application Note

*Optimal dilutions/concentrations should be determined by the researcher.

Suggested dilution	Recommended dilution
IHC-P	5 - 10 µg/ml

Not tested in other applications.

Properties

Form	Liquid
Buffer	PBS
Preservative	0.1% Sodium azide
Storage	Store as concentrated solution. Centrifuge briefly prior to opening vial. For short-term storage (1-2 weeks), store at 4ºC. For long-term storage, aliquot and store at -20ºC or below. Avoid multiple freeze-thaw cycles.
Concentration	0.7 mg/ml (Please refer to the vial label for the specific concentration.)
Immunogen	Synthetic 16 amino acid peptide from 3rd extracellular domain of human MTNR1B.
Purification	Purified by affinity chromatography
Conjugation	Unconjugated
Note	For laboratory research use only. Not for any clinical, therapeutic, or diagnostic use in humans or animals. Not for animal or human consumption. Purchasers shall not, and agree not to enable third parties to, analyze, copy, reverse engineer or otherwise attempt to determine the structure or sequence of the product.

For full product information, images and publications, please visit our website.

GeneTex, Inc. (North America)
1-877-436-3839 (Toll-free) 1-949-309-2888 sales@genetex.com
GeneTex International Corporation (Global)
886-3-6208988 886-3-6208989 infoasia@genetex.com

© 2018 GeneTex Inc. All rights reserved.

DATA IMAGES

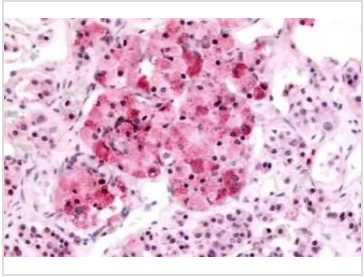

GTX70723 IHC-P Image

IHC-P analysis of brain, pituitary tissue using GTX70723 MT2 antibody.

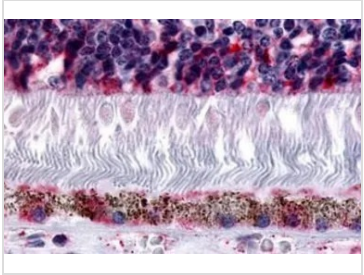

GTX70723 IHC-P Image

IHC-P analysis of human eye, retina tissue using GTX70723 MT2 antibody.
Antigen retrieval : Heat-induced antigen retrieval

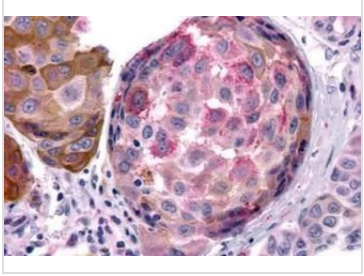

GTX70723 IHC-P Image

IHC-P analysis of human skin, melanoma tissue using GTX70723 MT2 antibody.
Antigen retrieval : Heat-induced antigen retrieval

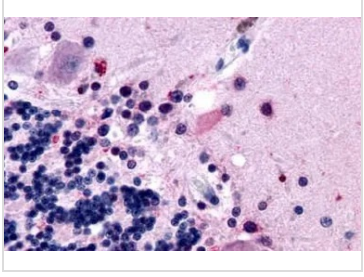

GTX70723 IHC-P Image

IHC-P analysis of human brain tissue using GTX70723 MT2 antibody.
Antigen retrieval : Heat-induced antigen retrieval

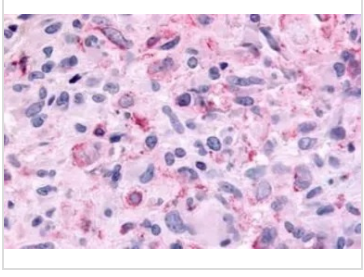

GTX70723 IHC-P Image

IHC-P analysis of human brain, glioblastoma tissue using GTX70723 MT2 antibody.
Antigen retrieval : Heat-induced antigen retrieval

For full product information, images and publications, please visit our website.

GeneTex, Inc. (North America)
1-877-436-3839 (Toll-free) 1-949-309-2888 sales@genetex.com
GeneTex International Corporation (Global)
886-3-6208988 886-3-6208989 infoasia@genetex.com

© 2018 GeneTex Inc. All rights reserved.