

TG1019 antibody

Cat. No. GTX71311

| | |
|---------------------|---------------|
| Host | Rabbit |
| Clonality | Polyclonal |
| Isotype | IgG |
| Applications | IHC-P |
| Reactivity | Human, Monkey |

Package
25 µg

Applications

Application Note

*Optimal dilutions/concentrations should be determined by the researcher.

| Suggested dilution | Recommended dilution |
|--------------------|----------------------|
| IHC-P | 30 µg/ml |

Not tested in other applications.

Calculated MW 46 kDa. ([Note](#))

Properties

| | |
|----------------------|--|
| Form | Liquid |
| Buffer | PBS |
| Preservative | 0.1% Sodium azide |
| Storage | Store as concentrated solution. Centrifuge briefly prior to opening vial. For short-term storage (1-2 weeks), store at 4°C. For long-term storage, aliquot and store at -20°C or below. Avoid multiple freeze-thaw cycles. |
| Concentration | 1 mg/ml (Please refer to the vial label for the specific concentration.) |
| Immunogen | Synthetic 19 amino acid peptide from C-terminus of human OXER1. |
| Purification | Purified by affinity chromatography |
| Conjugation | Unconjugated |

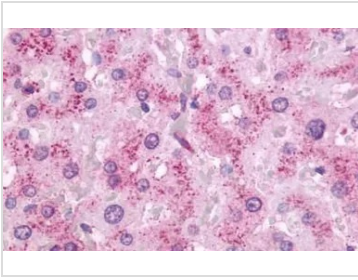
Note For laboratory research use only. Not for any clinical, therapeutic, or diagnostic use in humans or animals. Not for animal or human consumption.

Purchasers shall not, and agree not to enable third parties to, analyze, copy, reverse engineer or otherwise attempt to determine the structure or sequence of the product.

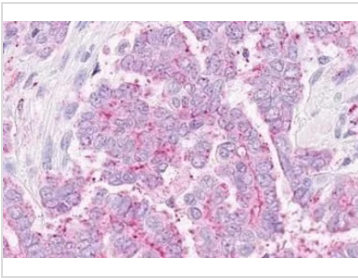


For full product information, images and publications, please visit our [website](#).

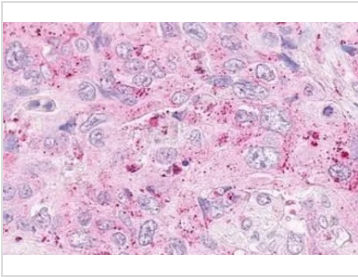
DATA IMAGES

**GTX71311 IHC-P Image**

IHC-P analysis of human liver tissue using GTX71311 TG1019 antibody.
Antigen retrieval : Heat-induced antigen retrieval

**GTX71311 IHC-P Image**

IHC-P analysis of human ovary, carcinoma tissue using GTX71311 TG1019 antibody.
Antigen retrieval : Heat-induced antigen retrieval

**GTX71311 IHC-P Image**

IHC-P analysis of human pancreas, carcinoma tissue using GTX71311 TG1019 antibody.
Antigen retrieval : Heat-induced antigen retrieval



For full product information, images and publications, please visit our [website](#).