

# GPR32 antibody

**Cat. No. GTX71551**

<b>Host</b>	Rabbit
<b>Clonality</b>	Polyclonal
<b>Isotype</b>	IgG
<b>Applications</b>	IHC-P
<b>Reactivity</b>	Human

**Package**

25 µg

## Applications

### Application Note

\*Optimal dilutions/concentrations should be determined by the researcher.

Suggested dilution	Recommended dilution
IHC-P	7 - 18 µg/ml

Not tested in other applications.

**Calculated MW** 40 kDa. ( [Note](#) )

## Properties

<b>Form</b>	Liquid
<b>Buffer</b>	PBS
<b>Preservative</b>	0.1% Sodium azide
<b>Storage</b>	Store as concentrated solution. Centrifuge briefly prior to opening vial. For short-term storage (1-2 weeks), store at 4°C. For long-term storage, aliquot and store at -20°C or below. Avoid multiple freeze-thaw cycles.
<b>Concentration</b>	1 mg/ml (Please refer to the vial label for the specific concentration.)
<b>Immunogen</b>	Synthetic 17 amino acid peptide from 2nd extracellular domain of human GPR32.
<b>Purification</b>	Purified by affinity chromatography
<b>Conjugation</b>	Unconjugated

### Note

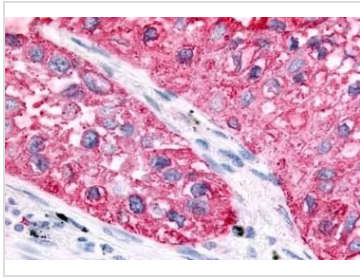
For laboratory research use only. Not for any clinical, therapeutic, or diagnostic use in humans or animals. Not for animal or human consumption.

Purchasers shall not, and agree not to enable third parties to, analyze, copy, reverse engineer or otherwise attempt to determine the structure or sequence of the product.



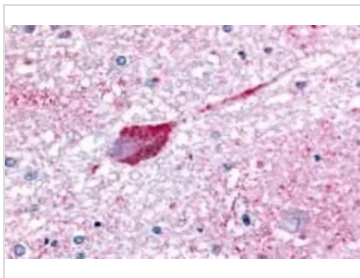
For full product information, images and publications, please visit our [website](#).

## DATA IMAGES



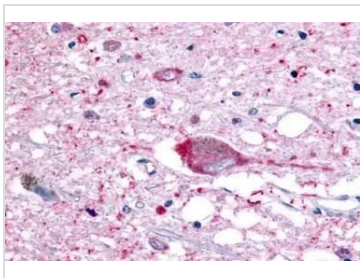
### GTx71551 IHC-P Image

IHC-P analysis of lung, non small cell carcinoma tissue using GTx71551 GPR32 antibody.



### GTx71551 IHC-P Image

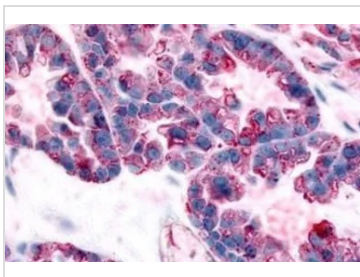
IHC-P analysis of brain, medulla tissue using GTx71551 GPR32 antibody.



### GTx71551 IHC-P Image

IHC-P analysis of human brain, neurons and glia tissue using GTx71551 GPR32 antibody.

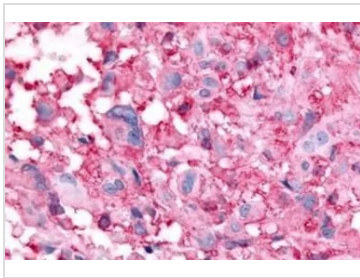
Antigen retrieval : Heat-induced antigen retrieval



### GTx71551 IHC-P Image

IHC-P analysis of human ovary, carcinoma tissue using GTx71551 GPR32 antibody.

Antigen retrieval : Heat-induced antigen retrieval



### GTx71551 IHC-P Image

IHC-P analysis of human brain, glioblastoma tissue using GTx71551 GPR32 antibody.

Antigen retrieval : Heat-induced antigen retrieval



For full product information, images and publications, please visit our [website](#).