

MRGPRX4 antibody

Cat. No. GTX71807

Host	Rabbit
Clonality	Polyclonal
Isotype	IgG
Applications	IHC-P
Reactivity	Human

Package
25 µg

Applications

Application Note

*Optimal dilutions/concentrations should be determined by the researcher.

Suggested dilution	Recommended dilution
IHC-P	10 - 20 µg/ml

Not tested in other applications.

Calculated MW 36 kDa. ([Note](#))

Properties

Form	Liquid
Buffer	PBS
Preservative	0.1% Sodium azide
Storage	Store as concentrated solution. Centrifuge briefly prior to opening vial. For short-term storage (1-2 weeks), store at 4°C. For long-term storage, aliquot and store at -20°C or below. Avoid multiple freeze-thaw cycles.
Concentration	0.9 mg/ml (Please refer to the vial label for the specific concentration.)
Immunogen	Synthetic 18 amino acid peptide from C-terminus of human MRGPRX4 / MRGX4.
Purification	Purified by affinity chromatography
Conjugation	Unconjugated

Note

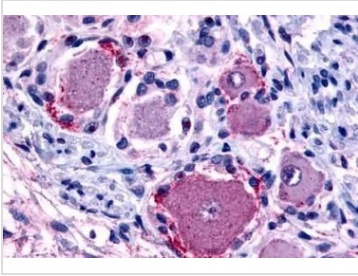
For laboratory research use only. Not for any clinical, therapeutic, or diagnostic use in humans or animals. Not for animal or human consumption.

Purchasers shall not, and agree not to enable third parties to, analyze, copy, reverse engineer or otherwise attempt to determine the structure or sequence of the product.

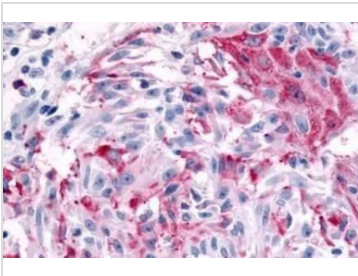


For full product information, images and publications, please visit our [website](#).

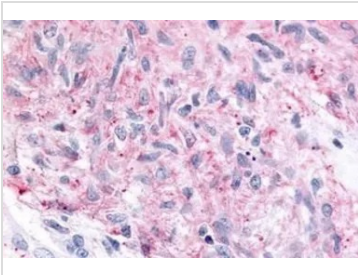
DATA IMAGES

**GTX71807 IHC-P Image**

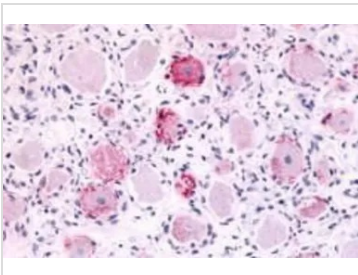
IHC-P analysis of human spinal cord, dorsal root ganglion tissue using GTX71807 MRGPRX4 antibody.
Antigen retrieval : Heat-induced antigen retrieval

**GTX71807 IHC-P Image**

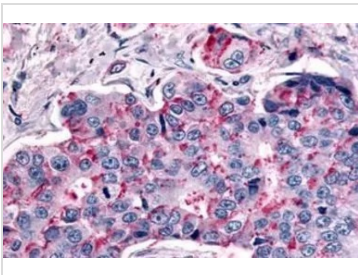
IHC-P analysis of human skin, melanoma tissue using GTX71807 MRGPRX4 antibody.
Antigen retrieval : Heat-induced antigen retrieval

**GTX71807 IHC-P Image**

IHC-P analysis of human brain, glioblastoma tissue using GTX71807 MRGPRX4 antibody.
Antigen retrieval : Heat-induced antigen retrieval

**GTX71807 IHC-P Image**

IHC-P analysis of spinal cord, dorsal root ganglion tissue using GTX71807 MRGPRX4 antibody.

**GTX71807 IHC-P Image**

IHC-P analysis of human lung, non-small cell carcinoma tissue using GTX71807 MRGPRX4 antibody.
Antigen retrieval : Heat-induced antigen retrieval



For full product information, images and publications, please visit our [website](#).