

VEGFA antibody

Cat. No. GTX74091

Host	Rabbit
Clonality	Polyclonal
Isotype	IgG
Applications	WB, ICC/IF, IHC-P, ELISA, Functional Assay
Reactivity	Mouse

References (1)

Package

100 µg

Applications

Application Note

*Optimal dilutions/concentrations should be determined by the researcher.

Suggested dilution	Recommended dilution
WB	0.1-0.2µg/ml
ICC/IF	2.5µg/ml
IHC-P	2.5µg/ml
ELISA	0.5µg/ml
Functional Assay	Assay dependent

Note : This product requires antigen retrieval using heat treatment prior to staining of paraffin sections. 1mM EDTA buffer pH 8.0 is recommended for this purpose.

Not tested in other applications.

Calculated MW 25 kDa. ([Note](#))

Product Note This antibody recognizes mouse Vascular Endothelial Growth Factor (VEGF). It has not been cross adsorbed and may react with homologous proteins from related species.

Properties

Form	Liquid
Buffer	PBS
Preservative	No preservatives
Storage	Store as concentrated solution. Centrifuge briefly prior to opening vial. For short-term storage (1-2 weeks), store at 4°C. For long-term storage, aliquot and store at -20°C or below. Avoid multiple freeze-thaw cycles.
Concentration	1.0 mg/ml (Please refer to the vial label for the specific concentration.)
Immunogen	Recombinant mouse VEGF
Purification	Purified by affinity chromatography



For full product information, images and publications, please visit our [website](#).

Date 2026 / 01 / 05 Page 1 of 2

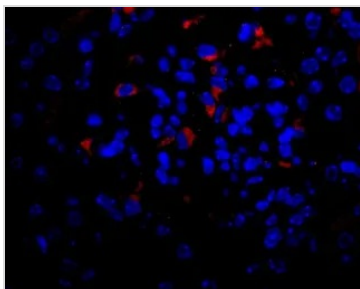
Conjugation

Unconjugated

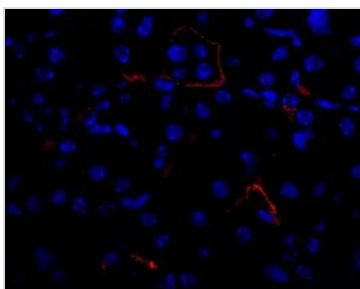
Note

For laboratory research use only. Not for any clinical, therapeutic, or diagnostic use in humans or animals. Not for animal or human consumption.

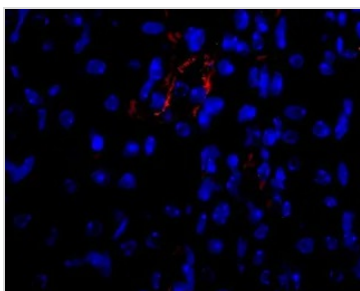
Purchasers shall not, and agree not to enable third parties to, analyze, copy, reverse engineer or otherwise attempt to determine the structure or sequence of the product.

DATA IMAGES

GTx74091 IHC-P Image

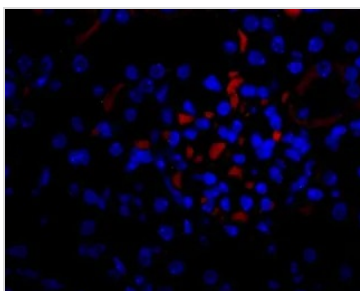
IHC-P analysis of mouse kidney tissue using GTx74091 VEGFA antibody.


GTx74091 IHC-P Image

IHC-P analysis of mouse kidney tissue using GTx74091 VEGFA antibody.


GTx74091 IHC-P Image

IHC-P analysis of mouse kidney tissue using GTx74091 VEGFA antibody.


GTx74091 IHC-P Image

IHC-P analysis of mouse kidney tissue using GTx74091 VEGFA antibody.



For full product information, images and publications, please visit our [website](#).