

TBX19 antibody, N-term

Cat. No. GTX77878

| | |
|--------------|-----------------------|
| Host | Rabbit |
| Clonality | Polyclonal |
| Isotype | IgG |
| Applications | WB, IHC-P, ChIP assay |
| Reactivity | Human, Mouse |

References (3)

Package

100 µg

Applications

Application Note

*Optimal dilutions/concentrations should be determined by the researcher.

| Suggested dilution | Recommended dilution |
|--------------------|----------------------|
| WB | 0.2-2.5 ug/ml |
| IHC-P | 2-10 ug/ml |
| ChIP assay | Assay dependent |

Not tested in other applications.

Calculated MW 48 kDa. ([Note](#))

Properties

| | |
|---------------|--|
| Form | Liquid |
| Buffer | PBS, 2% Sucrose |
| Preservative | 0.09% Sodium azide |
| Storage | Store as concentrated solution. Centrifuge briefly prior to opening vial. For short-term storage (1-2 weeks), store at 4°C. For long-term storage, aliquot and store at -20°C or below. Avoid multiple freeze-thaw cycles. |
| Concentration | 0.5-1 mg/ml (Please refer to the vial label for the specific concentration.) |
| Immunogen | A synthetic peptide corresponding to a N-terminal region of Human TBX19 |
| Purification | Protein A purified |
| Conjugation | Unconjugated |

Note

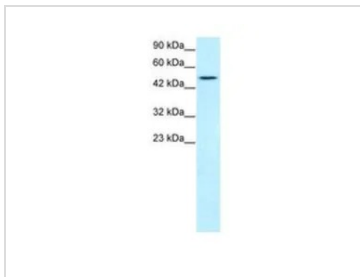
For laboratory research use only. Not for any clinical, therapeutic, or diagnostic use in humans or animals. Not for animal or human consumption.

Purchasers shall not, and agree not to enable third parties to, analyze, copy, reverse engineer or otherwise attempt to determine the structure or sequence of the product.



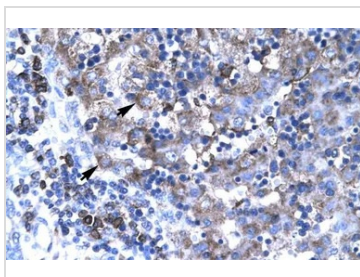
For full product information, images and publications, please visit our [website](#).

DATA IMAGES



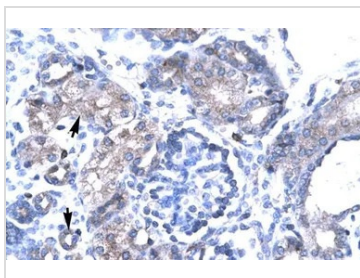
GTX77878 WB Image

WB analysis of Jurkat cells using GTX77878 TBX19 antibody at 1.0-1.5µg/ml.



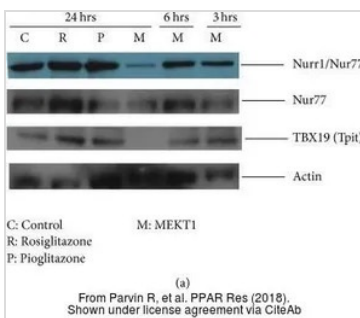
GTX77878 IHC-P Image

IHC-P analysis of human liver tissue using GTX77878 TBX19 antibody at 4.0-8.0µg/ml.



GTX77878 IHC-P Image

IHC-P analysis of human kidney tissue using GTX77878 TBX19 antibody at 4.0-8.0µg/ml.



GTX77878 WB Image

The data was published in the journal PPAR Res in 2018. [PMID: 29849538](https://pubmed.ncbi.nlm.nih.gov/29849538/)



For full product information, images and publications, please visit our [website](https://www.genetex.com).