

F4/80 antibody

Cat. No. GTX77949

Host	Rabbit
Clonality	Polyclonal
Isotype	IgG
Applications	IHC-P
Reactivity	Human

Package

25 µg

Applications

Application Note

*Optimal dilutions/concentrations should be determined by the researcher.

Suggested dilution	Recommended dilution
IHC-P	10 - 20 µg/ml

Not tested in other applications.

Properties

Form	Liquid
Buffer	PBS
Preservative	0.1% Sodium azide
Storage	Store as concentrated solution. Centrifuge briefly prior to opening vial. For short-term storage (1-2 weeks), store at 4°C. For long-term storage, aliquot and store at -20°C or below. Avoid multiple freeze-thaw cycles.
Concentration	1 mg/ml (Please refer to the vial label for the specific concentration.)
Immunogen	Synthetic 16 amino acid peptide from N-terminal extracellular domain of human EMR1.
Purification	Purified by affinity chromatography
Conjugation	Unconjugated

Note

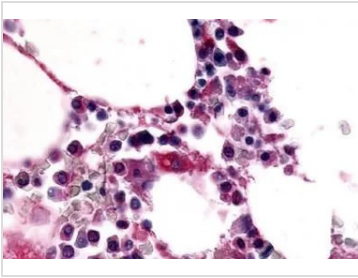
For laboratory research use only. Not for any clinical, therapeutic, or diagnostic use in humans or animals. Not for animal or human consumption.

Purchasers shall not, and agree not to enable third parties to, analyze, copy, reverse engineer or otherwise attempt to determine the structure or sequence of the product.



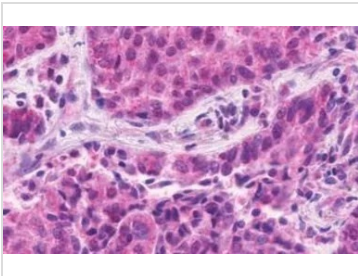
For full product information, images and publications, please visit our [website](#).

DATA IMAGES



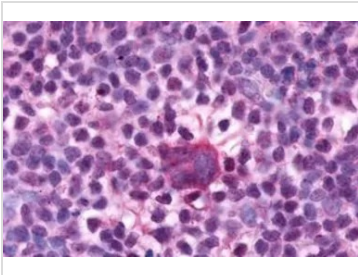
GTx77949 IHC-P Image

IHC-P analysis of human bone marrow tissue using GTx77949 F4/80 antibody.
Antigen retrieval : Heat-induced antigen retrieval



GTx77949 IHC-P Image

IHC-P analysis of human lung, adenocarcinoma tissue using GTx77949 F4/80 antibody.
Antigen retrieval : Heat-induced antigen retrieval



GTx77949 IHC-P Image

IHC-P analysis of human lymph node, Hodgkin's lymphoma tissue using GTx77949 F4/80 antibody.
Antigen retrieval : Heat-induced antigen retrieval



For full product information, images and publications, please visit our [website](#).