

## IKB beta antibody [7B4]

Cat. No. GTX82797

Host	Mouse
Clonality	Monoclonal
Isotype	IgG1
Applications	WB, ELISA
Reactivity	Human, Rat

References ( 3 )

Package

100 µl

## Applications

## Application Note

\*Optimal dilutions/concentrations should be determined by the researcher.

Suggested dilution	Recommended dilution
WB	1/500 - 1/2000
ELISA	1/10000

Not tested in other applications.

Calculated MW 38 kDa. ( [Note](#) )

## Properties

Form	Liquid
Buffer	Ascites
Preservative	0.03% Sodium azide
Storage	Store as concentrated solution. Centrifuge briefly prior to opening vial. For short-term storage (1-2 weeks), store at 4°C. For long-term storage, aliquot and store at -20°C or below. Avoid multiple freeze-thaw cycles.
Immunogen	Purified recombinant fragment of human NFKBIB expressed in E. Coli.
Purification	Unpurified
Conjugation	Unconjugated

## Note

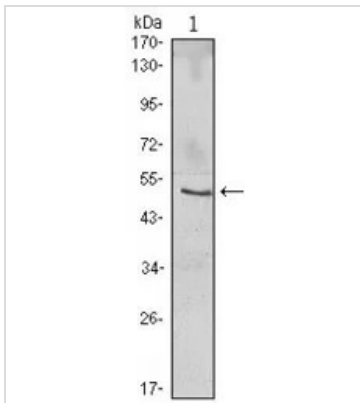
For laboratory research use only. Not for any clinical, therapeutic, or diagnostic use in humans or animals. Not for animal or human consumption.

Purchasers shall not, and agree not to enable third parties to, analyze, copy, reverse engineer or otherwise attempt to determine the structure or sequence of the product.



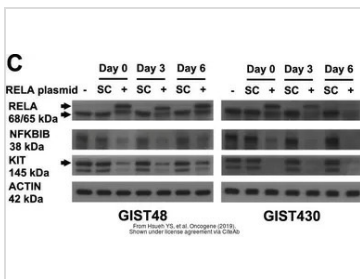
For full product information, images and publications, please visit our [website](#).

DATA IMAGES



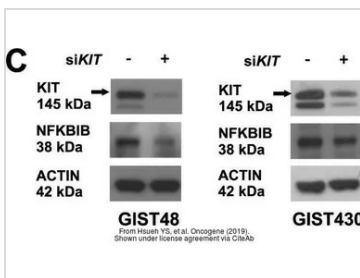
GTx82797 WB Image

WB analysis of Jurkat cell lysate using GTx82797 IKB beta antibody [7B4].



GTx82797 WB Image

The data was published in the journal Oncogene in 2019. [PMID: 31363162](https://pubmed.ncbi.nlm.nih.gov/31363162/)



GTx82797 WB Image

The data was published in the journal Oncogene in 2019. [PMID: 31363162](https://pubmed.ncbi.nlm.nih.gov/31363162/)

