

## GAPDH antibody [1A10]

Cat. No. GTX83245

<b>Host</b>	Mouse
<b>Clonality</b>	Monoclonal
<b>Isotype</b>	IgG1
<b>Applications</b>	WB, ICC/IF, IHC-P, ELISA
<b>Reactivity</b>	Human

Package  
100 µl

## Applications

## Application Note

\*Optimal dilutions/concentrations should be determined by the researcher.

Suggested dilution	Recommended dilution
WB	1/500 - 1/2000
ICC/IF	1/200 - 1/1000
IHC-P	1/200 - 1/1000
ELISA	1/10000

Not tested in other applications.

**Calculated MW** 36 kDa. ( [Note](#) )

## Properties

<b>Form</b>	Liquid
<b>Buffer</b>	Ascites
<b>Preservative</b>	0.03% Sodium azide
<b>Storage</b>	Store as concentrated solution. Centrifuge briefly prior to opening vial. For short-term storage (1-2 weeks), store at 4°C. For long-term storage, aliquot and store at -20°C or below. Avoid multiple freeze-thaw cycles.
<b>Immunogen</b>	Purified recombinant fragment of human GAPDH expressed in E. Coli.
<b>Purification</b>	Unpurified
<b>Conjugation</b>	Unconjugated

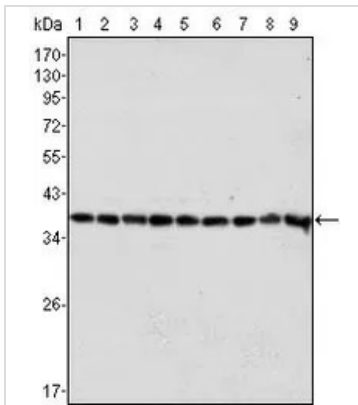
## Note

For laboratory research use only. Not for any clinical, therapeutic, or diagnostic use in humans or animals. Not for animal or human consumption.

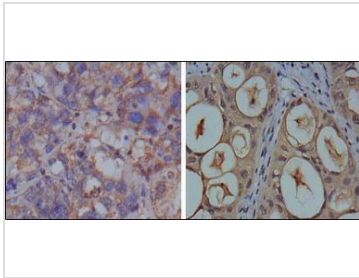
Purchasers shall not, and agree not to enable third parties to, analyze, copy, reverse engineer or otherwise attempt to determine the structure or sequence of the product.



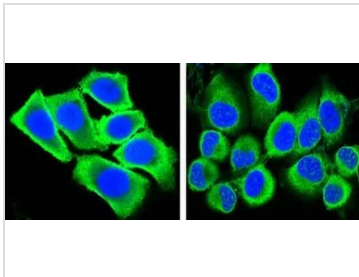
For full product information, images and publications, please visit our [website](#).

**DATA IMAGES**

**GTx83245 WB Image**

WB analysis of HeLa (1), A549 (2), A431 (3), MCF-7 (4), K562 (5), Jurkat (6), HL60 (7), SKN-SH (8) and SKBR-3 (9) cell lysate using GTx83245 GAPDH antibody [1A10].


**GTx83245 IHC-P Image**

IHC-P analysis of human breast carcinoma (left) and kidney carcinoma (right) using GTx83245 GAPDH antibody [1A10].


**GTx83245 ICC/IF Image**

ICC/IF analysis of methanol-fixed HepG2 (left) and HeLa (right) cells using GTx83245 GAPDH antibody [1A10].

Green : GAPDH

Blue: DRAQ5 fluorescent DNA dye



For full product information, images and publications, please visit our [website](https://www.genetex.com).