

UCK1 antibody [5E9]

Cat. No. GTX83441

Host	Mouse
Clonality	Monoclonal
Isotype	IgG1
Applications	WB, ICC/IF, FCM
Reactivity	Human, Monkey

Package
100 µl

Applications

Application Note

*Optimal dilutions/concentrations should be determined by the researcher.

Suggested dilution	Recommended dilution
WB	1:500-1:2000
ICC/IF	1:100
FCM	1:100

Not tested in other applications.

Calculated MW 31 kDa. ([Note](#))

Properties

Form	Liquid
Buffer	PBS, 1% BSA, 50% Glycerol
Preservative	0.02% Sodium azide
Storage	Store as concentrated solution. Centrifuge briefly prior to opening vial. For short-term storage (1-2 weeks), store at 4°C. For long-term storage, aliquot and store at -20°C or below. Avoid multiple freeze-thaw cycles.
Concentration	0.65 mg/ml (Please refer to the vial label for the specific concentration.)
Immunogen	Full length human recombinant protein of human UCK1 (NP_113620) produced in HEK293T cell.
Purification	Purified by affinity chromatography
Conjugation	Unconjugated

Note

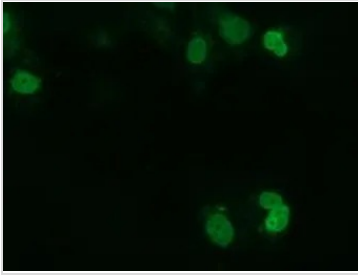
For laboratory research use only. Not for any clinical, therapeutic, or diagnostic use in humans or animals. Not for animal or human consumption.

Purchasers shall not, and agree not to enable third parties to, analyze, copy, reverse engineer or otherwise attempt to determine the structure or sequence of the product.



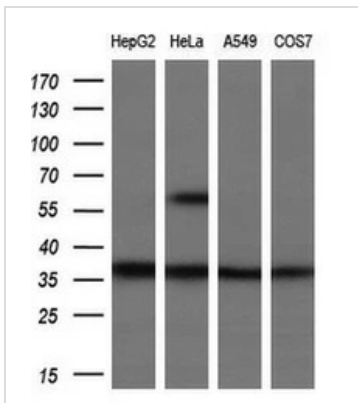
For full product information, images and publications, please visit our [website](#).

DATA IMAGES



GTx83441 ICC/IF Image

ICC/IF analysis of COS7 cells transiently transfected with UCK1 plasmid using GTx83441 UCK1 antibody [5E9].

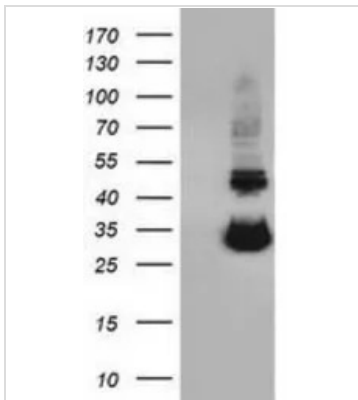


GTx83441 WB Image

WB analysis of various cell lines using GTx83441 UCK1 antibody [5E9].

Loading : 10 ug per lane

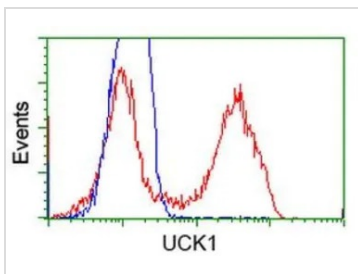
Dilution : 1:200



GTx83441 WB Image

WB analysis of HEK293T cells transfected with UCK1 plasmid (Right) or empty vector (Left) for 48 hrs using GTx83441 UCK1 antibody [5E9].

Loading : 5 ug per lane



GTx83441 FCM Image

FACS analysis of HEK293T cells transfected with either UCK1 plasmid(Red) or empty vector control plasmid(Blue) using GTx83441 UCK1 antibody [5E9].



For full product information, images and publications, please visit our [website](https://www.genetex.com).