

## PYCRL antibody [3A8]

Cat. No. GTX83751

Host	Mouse
Clonality	Monoclonal
Isotype	IgG2a
Application	WB, ICC/IF, FACS
Reactivity	Human

Package  
100 µl

## APPLICATION

## Application Note

\*Optimal dilutions/concentrations should be determined by the researcher.

Suggested dilution	Recommended dilution
WB	1:2000
ICC/IF	1:100
FACS	1:100

Not tested in other applications.

Calculated MW 29 kDa. ( [Note](#) )

## PROPERTIES

Form	Liquid
Buffer	PBS, 1% BSA, 50% Glycerol
Preservative	0.02% Sodium azide
Storage	Store as concentrated solution. Centrifuge briefly prior to opening vial. For short-term storage (1-2 weeks), store at 4°C. For long-term storage, aliquot and store at -20°C or below. Avoid multiple freeze-thaw cycles.
Concentration	1.1 mg/ml (Please refer to the vial label for the specific concentration.)
Immunogen	Full length human recombinant protein of human PYCRL (NP_075566) produced in HEK293T cell.
Purification	Purified by affinity chromatography
Conjugation	Unconjugated

## Note

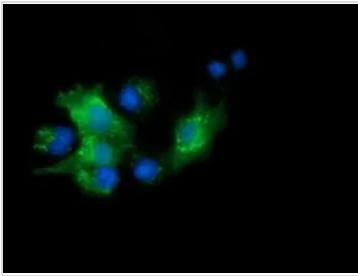
For laboratory research use only. Not for any clinical, therapeutic, or diagnostic use in humans or animals. Not for animal or human consumption.

Purchasers shall not, and agree not to enable third parties to, analyze, copy, reverse engineer or otherwise attempt to determine the structure or sequence of the product.




For full product information, images and publications, please visit our [website](#).

## DATA IMAGES



### GTX83751 ICC/IF Image

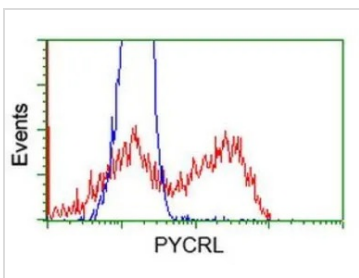
ICC/IF analysis of COS7 cells transiently transfected with PYCRL plasmid using GTX83751 PYCRL antibody [3A8].



### GTX83751 WB Image

WB analysis of HEK293T cells transfected with PYCRL plasmid (Right) or empty vector (Left) for 48 hrs using GTX83751 PYCRL antibody [3A8].

Loading : 5 ug per lane



### GTX83751 FACS Image

FACS analysis of HEK293T cells transfected with either PYCRL plasmid (Red) or empty vector control plasmid (Blue) using GTX83751 PYCRL antibody [3A8].



For full product information, images and publications, please visit our [website](https://www.genetex.com).