

MIOX antibody [4G7]

Cat. No. GTX84117

Host	Mouse
Clonality	Monoclonal
Isotype	IgG2a
Applications	WB, ICC/IF, IHC-P, FCM
Reactivity	Human, Mouse, Rat, Dog, Monkey

Package
100 µl

Applications

Application Note

*Optimal dilutions/concentrations should be determined by the researcher.

Suggested dilution	Recommended dilution
WB	1:2000
ICC/IF	1:100
IHC-P	1:50
FCM	1:100

Not tested in other applications.

Calculated MW 33 kDa. ([Note](#))

Properties

Form	Liquid
Buffer	PBS, 1% BSA, 50% Glycerol
Preservative	0.02% Sodium azide
Storage	Store as concentrated solution. Centrifuge briefly prior to opening vial. For short-term storage (1-2 weeks), store at 4°C. For long-term storage, aliquot and store at -20°C or below. Avoid multiple freeze-thaw cycles.
Concentration	0.72 mg/ml (Please refer to the vial label for the specific concentration.)
Immunogen	Full length human recombinant protein of human MIOX (NP_060054) produced in HEK293T cell.
Purification	Purified by affinity chromatography
Conjugation	Unconjugated

Note

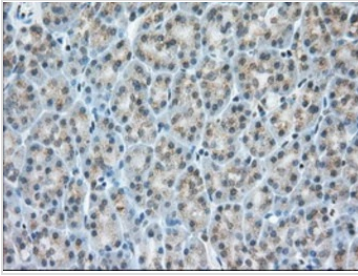
For laboratory research use only. Not for any clinical, therapeutic, or diagnostic use in humans or animals. Not for animal or human consumption.

Purchasers shall not, and agree not to enable third parties to, analyze, copy, reverse engineer or otherwise attempt to determine the structure or sequence of the product.



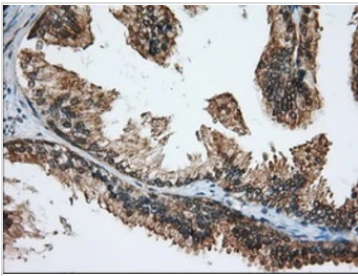
For full product information, images and publications, please visit our [website](#).

DATA IMAGES

**GTX84117 IHC-P Image**

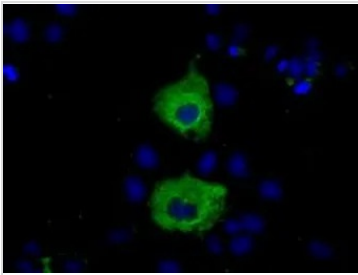
IHC-P analysis of human pancreas tissue using GTX84117 MIOX antibody [4G7].

Antigen retrieval : Heat-induced epitope retrieval by 10mM citrate buffer, pH6.0, 100°C for 10min.

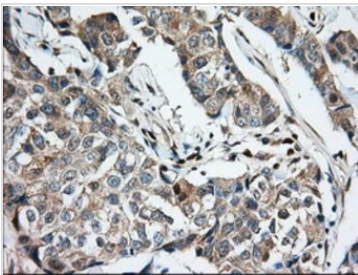
**GTX84117 IHC-P Image**

IHC-P analysis of human prostate tissue using GTX84117 MIOX antibody [4G7].

Antigen retrieval : Heat-induced epitope retrieval by 10mM citrate buffer, pH6.0, 100°C for 10min.

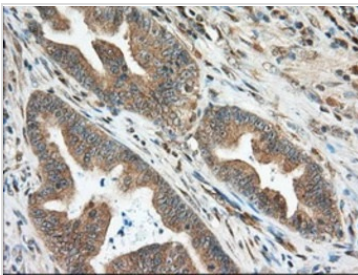
**GTX84117 ICC/IF Image**

ICC/IF analysis of COS7 cells transiently transfected with MIOX plasmid using GTX84117 MIOX antibody [4G7].

**GTX84117 IHC-P Image**

IHC-P analysis of human breast adenocarcinoma tissue using GTX84117 MIOX antibody [4G7].

Antigen retrieval : Heat-induced epitope retrieval by 10mM citrate buffer, pH6.0, 100°C for 10min.

**GTX84117 IHC-P Image**

IHC-P analysis of human colon adenocarcinoma tissue using GTX84117 MIOX antibody [4G7].

Antigen retrieval : Heat-induced epitope retrieval by 10mM citrate buffer, pH6.0, 100°C for 10min.



For full product information, images and publications, please visit our [website](#).