

IVD antibody [5A11]

Cat. No. GTX84284

Host	Mouse
Clonality	Monoclonal
Isotype	IgG1
Applications	WB, ICC/IF, FCM
Reactivity	Human, Rat, Dog, Monkey

Package
100 µl

Applications

Application Note

*Optimal dilutions/concentrations should be determined by the researcher.

Suggested dilution	Recommended dilution
WB	1:2000
ICC/IF	1:100
FCM	1:100

Not tested in other applications.

Calculated MW 47 kDa. ([Note](#))

Properties

Form	Liquid
Buffer	PBS, 1% BSA, 50% Glycerol
Preservative	0.02% Sodium azide
Storage	Store as concentrated solution. Centrifuge briefly prior to opening vial. For short-term storage (1-2 weeks), store at 4°C. For long-term storage, aliquot and store at -20°C or below. Avoid multiple freeze-thaw cycles.
Concentration	0.66 mg/ml (Please refer to the vial label for the specific concentration.)
Immunogen	Full length human recombinant protein of human IVD (NP_002612) produced in HEK293T cell.
Purification	Purified by affinity chromatography
Conjugation	Unconjugated

Note

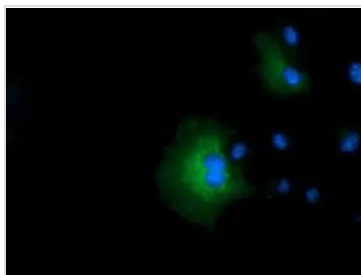
For laboratory research use only. Not for any clinical, therapeutic, or diagnostic use in humans or animals. Not for animal or human consumption.

Purchasers shall not, and agree not to enable third parties to, analyze, copy, reverse engineer or otherwise attempt to determine the structure or sequence of the product.



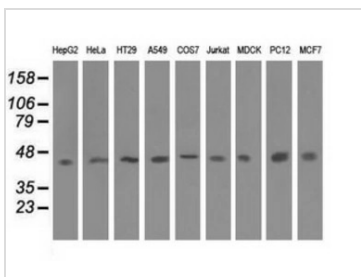
For full product information, images and publications, please visit our [website](#).

DATA IMAGES



GTX84284 ICC/IF Image

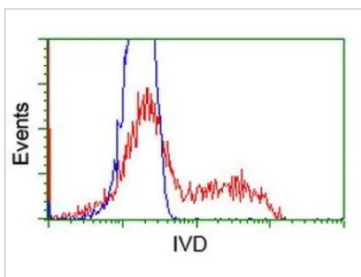
ICC/IF analysis of COS7 cells transiently transfected with IVD plasmid using GTX84284 IVD antibody [5A11].



GTX84284 WB Image

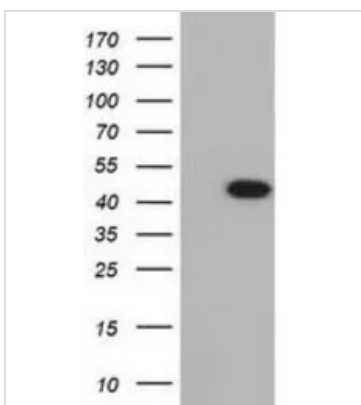
WB analysis of various cell lines using GTX84284 IVD antibody [5A11].

Loading : 35 ug per lane



GTX84284 FCM Image

FACS analysis of HEK293T cells transfected with either IVD plasmid(Red) or empty vector control plasmid(Blue) using GTX84284 IVD antibody [5A11].



GTX84284 WB Image

WB analysis of HEK293T cells transfected with IVD plasmid (Right) or empty vector (Left) for 48 hrs using GTX84284 IVD antibody [5A11].

Loading : 5 ug per lane



For full product information, images and publications, please visit our [website](#).