

## IDH3A antibody [5D2]

Cat. No. GTX84318

Host	Mouse
Clonality	Monoclonal
Isotype	IgG1
Applications	WB, ICC/IF
Reactivity	Human, Mouse, Rat, Monkey

Package  
100 µl

## Applications

## Application Note

\*Optimal dilutions/concentrations should be determined by the researcher.

Suggested dilution	Recommended dilution
WB	1:2000
ICC/IF	1:100

Not tested in other applications.

Calculated MW 40 kDa. ( [Note](#) )

## Properties

Form	Liquid
Buffer	PBS, 1% BSA, 50% Glycerol
Preservative	0.02% Sodium azide
Storage	Store as concentrated solution. Centrifuge briefly prior to opening vial. For short-term storage (1-2 weeks), store at 4°C. For long-term storage, aliquot and store at -20°C or below. Avoid multiple freeze-thaw cycles.
Concentration	1 mg/ml (Please refer to the vial label for the specific concentration.)
Immunogen	Full length human recombinant protein of human IDH3A (NP_005521) produced in HEK293T cell.
Purification	Purified by affinity chromatography From tissue culture supernatant
Conjugation	Unconjugated

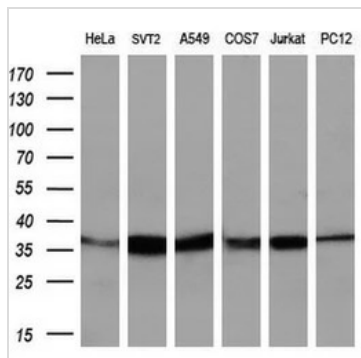
## Note

For laboratory research use only. Not for any clinical, therapeutic, or diagnostic use in humans or animals. Not for animal or human consumption.

Purchasers shall not, and agree not to enable third parties to, analyze, copy, reverse engineer or otherwise attempt to determine the structure or sequence of the product.



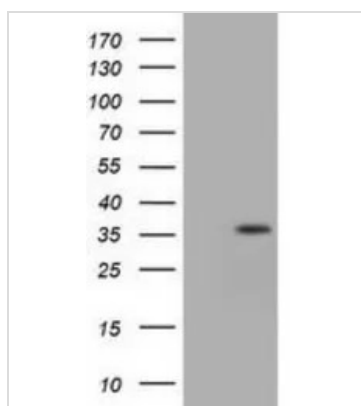
For full product information, images and publications, please visit our [website](#).

**DATA IMAGES**

**GTX84318 WB Image**

WB analysis of various cell lines using GTX84318 IDH3A antibody [5D2].

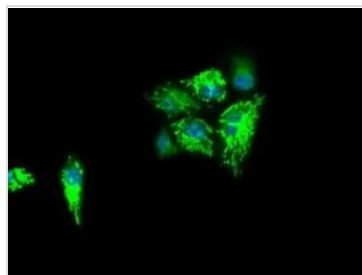
Loading : 10 ug per lane

Dilution : 1:200


**GTX84318 WB Image**

WB analysis of HEK293T cells transfected with IDH3A plasmid (Right) or empty vector (Left) for 48 hrs using GTX84318 IDH3A antibody [5D2].

Loading : 5 ug per lane


**GTX84318 ICC/IF Image**

ICC/IF analysis of COS7 cells transiently transfected with IDH3A plasmid using GTX84318 IDH3A antibody [5D2].



For full product information, images and publications, please visit our [website](https://www.genetex.com).