EMG1 antibody [1B8]

Cat. No. GTX84576

Host	Mouse
Clonality	Monoclonal
Isotype	IgG2b
Applications	WB, ICC/IF, FCM
Reactivity	Human, Rat, Dog, Monkey

Package
100 µl

Applications

Application Note

*Optimal dilutions/concentrations should be determined by the researcher.

Suggested dilution	Recommended dilution
WB	1:1000-1:2000
ICC/IF	1:100
FCM	1:100

Not tested in other applications.

Calculated MW 27 kDa. (Note)

Properties

Form	Liquid
Buffer	PBS, 1% BSA, 50% Glycerol
Preservative	0.02% Sodium azide
Storage	Store as concentrated solution. Centrifuge briefly prior to opening vial. For short-term storage (1-2 weeks), store at 4°C. For long-term storage, aliquot and store at -20°C or below. Avoid multiple freeze-thaw cycles.
Concentration	0.97 mg/ml (Please refer to the vial label for the specific concentration.)
Immunogen	Full length human recombinant protein of human EMG1(NP_006322) produced in HEK293T cell.
Purification	Purified by affinity chromatography
Conjugation	Unconjugated
Note	For laboratory research use only. Not for any clinical, therapeutic, or diagnostic use in humans or animals. Not for animal or human consumption. Purchasers shall not, and agree not to enable third parties to, analyze, copy, reverse engineer or otherwise attempt to determine the structure or sequence of the product.

For full product information, images and publications, please visit our website.

GeneTex, Inc. (North America)
1-877-436-3839 (Toll-free) 1-949-309-2888 sales@genetex.com
GeneTex International Corporation (Global)
886-3-6208988 886-3-6208989 infoasia@genetex.com

© 2018 GeneTex Inc. All rights reserved.

DATA IMAGES

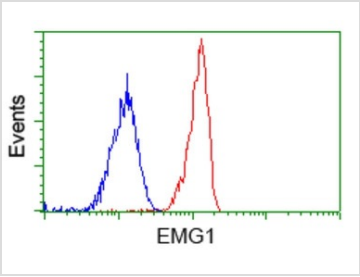

GTX84576 FCM Image

FACS analysis of Jurkat cells using GTX84576 EMG1 antibody [1B8].
Red : Primary antibody
Blue : Negative control antibody

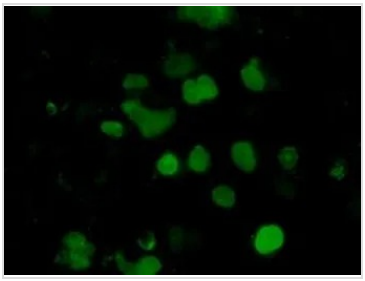

GTX84576 ICC/IF Image

ICC/IF analysis of COS7 cells transiently transfected with EMG1 plasmid using GTX84576 EMG1 antibody [1B8].

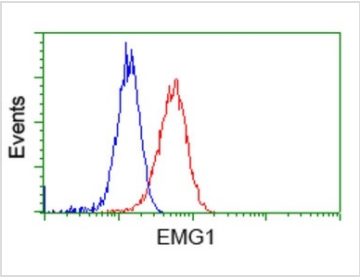

GTX84576 FCM Image

FACS analysis of HeLa cells using GTX84576 EMG1 antibody [1B8].
Red : Primary antibody
Blue : Negative control antibody

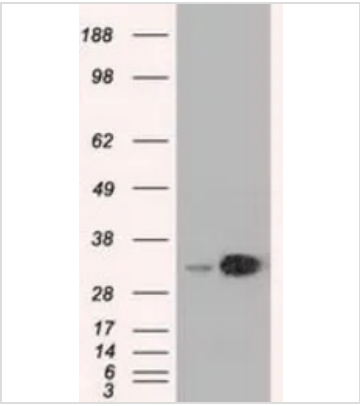

GTX84576 WB Image

WB analysis of HEK293T cells transfected with EMG1 plasmid (Right) or empty vector (Left) for 48 hrs using GTX84576 EMG1 antibody [1B8].
Loading : 5 ug per lane

For full product information, images and publications, please visit our website.

GeneTex, Inc. (North America)
1-877-436-3839 (Toll-free) 1-949-309-2888 sales@genetex.com
GeneTex International Corporation (Global)
886-3-6208988 886-3-6208989 infoasia@genetex.com

© 2018 GeneTex Inc. All rights reserved.