

DYNC1LI1 antibody [2B6]

Cat. No. GTX84599

Host	Mouse
Clonality	Monoclonal
Isotype	IgG1
Application	WB, ICC/IF, FACS
Reactivity	Human

Package
100 µl

APPLICATION

Application Note

*Optimal dilutions/concentrations should be determined by the researcher.

Suggested dilution	Recommended dilution
WB	1:500
ICC/IF	1:100
FACS	1:100

Not tested in other applications.

Calculated MW 57 kDa. ([Note](#))

PROPERTIES

Form	Liquid
Buffer	PBS, 1% BSA, 50% Glycerol
Preservative	0.02% Sodium azide
Storage	Store as concentrated solution. Centrifuge briefly prior to opening vial. For short-term storage (1-2 weeks), store at 4°C. For long-term storage, aliquot and store at -20°C or below. Avoid multiple freeze-thaw cycles.
Concentration	1 mg/ml (Please refer to the vial label for the specific concentration.)
Immunogen	Full length human recombinant protein of human DYNC1LI1 (NP_057225) produced in HEK293T cell.
Purification	Purified by affinity chromatography
Conjugation	Unconjugated

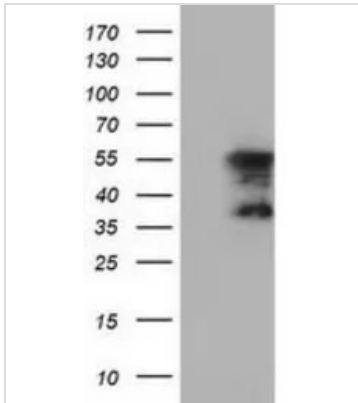
Note

For laboratory research use only. Not for any clinical, therapeutic, or diagnostic use in humans or animals. Not for animal or human consumption.

Purchasers shall not, and agree not to enable third parties to, analyze, copy, reverse engineer or otherwise attempt to determine the structure or sequence of the product.

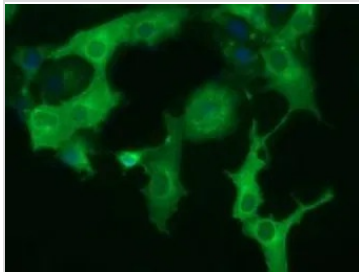


For full product information, images and publications, please visit our [website](#).

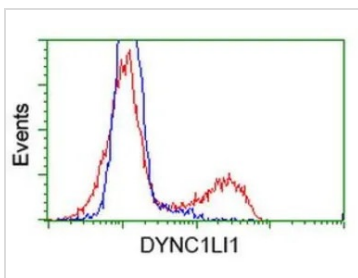
DATA IMAGES

GTX84599 WB Image

WB analysis of HEK293T cells transfected with DYNC1LI1 plasmid (Right) or empty vector (Left) for 48 hrs using GTX84599 DYNC1LI1 antibody [2B6].

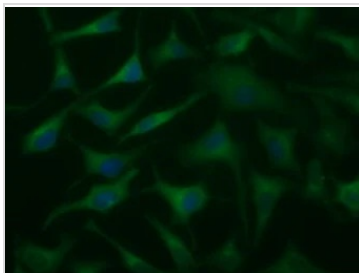
Loading : 5 ug per lane


GTX84599 ICC/IF Image

ICC/IF analysis of COS7 cells transiently transfected with DYNC1LI1 plasmid using GTX84599 DYNC1LI1 antibody [2B6].


GTX84599 FACS Image

FACS analysis of HEK293T cells transfected with either DYNC1LI1 plasmid(Red) or empty vector control plasmid(Blue) using GTX84599 DYNC1LI1 antibody [2B6].


GTX84599 ICC/IF Image

ICC/IF analysis of HeLa cells using GTX84599 DYNC1LI1 antibody [2B6].



For full product information, images and publications, please visit our [website](https://www.genetex.com).