

## B-Raf antibody [1D2]

Cat. No. GTX84807

Host	Mouse
Clonality	Monoclonal
Isotype	IgG1
Applications	WB, ICC/IF, FCM
Reactivity	Human, Mouse

Package  
100 µl

## Applications

## Application Note

\*Optimal dilutions/concentrations should be determined by the researcher.

Suggested dilution	Recommended dilution
WB	1:2000
ICC/IF	1:100
FCM	1:100

Not tested in other applications.

Calculated MW 84 kDa. ( [Note](#) )

## Properties

Form	Liquid
Buffer	PBS, 1% BSA, 50% Glycerol
Preservative	0.02% Sodium azide
Storage	Store as concentrated solution. Centrifuge briefly prior to opening vial. For short-term storage (1-2 weeks), store at 4°C. For long-term storage, aliquot and store at -20°C or below. Avoid multiple freeze-thaw cycles.
Concentration	1 mg/ml (Please refer to the vial label for the specific concentration.)
Immunogen	Full length human recombinant protein of human BRAF (NP_004324) produced in HEK293T cell.
Purification	Purified by affinity chromatography From tissue culture supernatant
Conjugation	Unconjugated

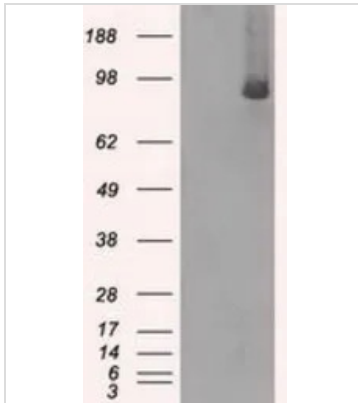
## Note

For laboratory research use only. Not for any clinical, therapeutic, or diagnostic use in humans or animals. Not for animal or human consumption.

Purchasers shall not, and agree not to enable third parties to, analyze, copy, reverse engineer or otherwise attempt to determine the structure or sequence of the product.

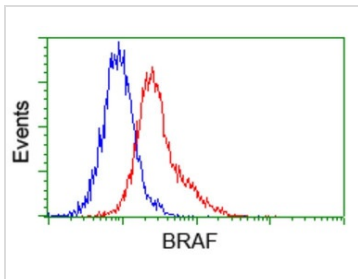


For full product information, images and publications, please visit our [website](#).

**DATA IMAGES**

**GTX84807 WB Image**

WB analysis of HEK293T cells transfected with B-Raf plasmid (Right) or empty vector (Left) for 48 hrs using GTX84807 B-Raf antibody [1D2].

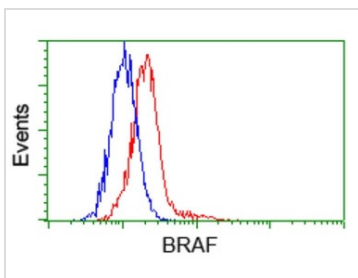
Loading : 5 ug per lane


**GTX84807 FCM Image**

FACS analysis of Jurkat cells using GTX84807 B-Raf antibody [1D2].

Red : Primary antibody

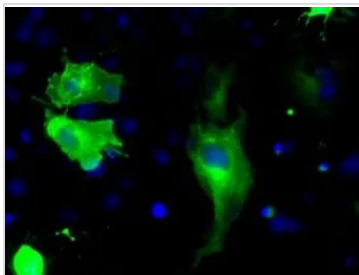
Blue : Negative control antibody


**GTX84807 FCM Image**

FACS analysis of HeLa cells using GTX84807 B-Raf antibody [1D2].

Red : Primary antibody

Blue : Negative control antibody


**GTX84807 ICC/IF Image**

ICC/IF analysis of COS7 cells transiently transfected with B-Raf plasmid using GTX84807 B-Raf antibody [1D2].



For full product information, images and publications, please visit our [website](https://www.genetex.com).