

## Prosapip1 antibody

Cat. No. GTX85249

Host	Rabbit
Clonality	Polyclonal
Isotype	IgG
Applications	WB, IHC-P, ELISA
Reactivity	Human, Mouse, Rat

Package  
100 µg

## Applications

## Application Note

\*Optimal dilutions/concentrations should be determined by the researcher.

Suggested dilution	Recommended dilution
WB	1 µg/mL
IHC-P	2.5 µg/mL
ELISA	Assay dependent

Not tested in other applications.

Calculated MW 72 kDa. ( [Note](#) )

## Properties

Form	Liquid
Buffer	PBS
Preservative	0.02% Sodium azide
Storage	Store as concentrated solution. Centrifuge briefly prior to opening vial. For short-term storage (1-2 weeks), store at 4°C. For long-term storage, aliquot and store at -20°C or below. Avoid multiple freeze-thaw cycles.
Concentration	1 mg/ml (Please refer to the vial label for the specific concentration.)
Immunogen	Prosapip1 antibody was raised against a 16 amino acid synthetic peptide from near the carboxy terminus of human Prosapip1. The immunogen is located within amino acids 590 - 640 of Prosapip1.
Purification	Purified by antigen-affinity chromatography
Conjugation	Unconjugated

## Note

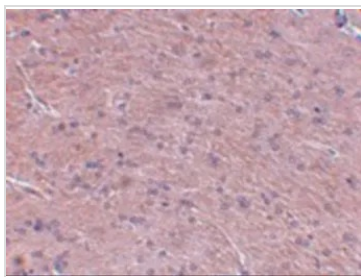
For laboratory research use only. Not for any clinical, therapeutic, or diagnostic use in humans or animals. Not for animal or human consumption.

Purchasers shall not, and agree not to enable third parties to, analyze, copy, reverse engineer or otherwise attempt to determine the structure or sequence of the product.



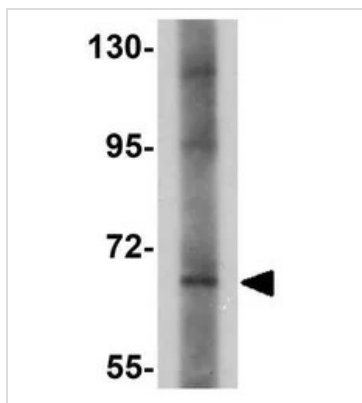
For full product information, images and publications, please visit our [website](#).

## DATA IMAGES



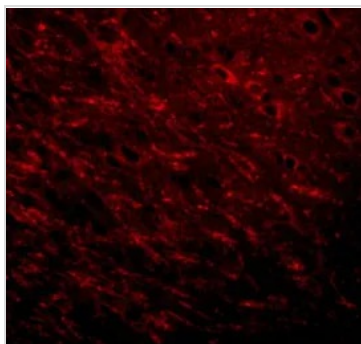
### GTx85249 IHC-P Image

IHC-P analysis of rat brain tissue using GTx85249 Prosapip1 antibody.  
Working concentration : 2.5 µg/ml



### GTx85249 WB Image

WB analysis of SK-N-SH cell lysate using GTx85249 Prosapip1 antibody.  
Working concentration : 1 µg/ml



### GTx85249 IHC-P Image

IHC-P analysis of rat brain tissue using GTx85249 Prosapip1 antibody.  
Working concentration : 20 µg/ml



For full product information, images and publications, please visit our [website](https://www.genetex.com).