

Spred1 antibody

Cat. No. GTX85376

Host	Rabbit
Clonality	Polyclonal
Isotype	IgG
Applications	WB, IHC-P, ELISA
Reactivity	Human, Mouse, Rat

Package
100 µg

Applications

Application Note

*Optimal dilutions/concentrations should be determined by the researcher.

Suggested dilution	Recommended dilution
WB	1 - 2 µg/mL
IHC-P	2.5 µg/mL
ELISA	Assay dependent

Not tested in other applications.

Calculated MW 50 kDa. ([Note](#))

Product Note This Spred1 antibody is predicted to have no cross-reactivity to Spred2 or Spred3.

Properties

Form	Liquid
Buffer	PBS
Preservative	0.02% Sodium azide
Storage	Store as concentrated solution. Centrifuge briefly prior to opening vial. For short-term storage (1-2 weeks), store at 4°C. For long-term storage, aliquot and store at -20°C or below. Avoid multiple freeze-thaw cycles.
Concentration	1 mg/ml (Please refer to the vial label for the specific concentration.)
Immunogen	Spred1 antibody was raised against a 14 amino acid synthetic peptide near the center of the human Spred1. The immunogen is located within amino acids 250 - 300 of Spred1.
Purification	Purified by antigen-affinity chromatography
Conjugation	Unconjugated



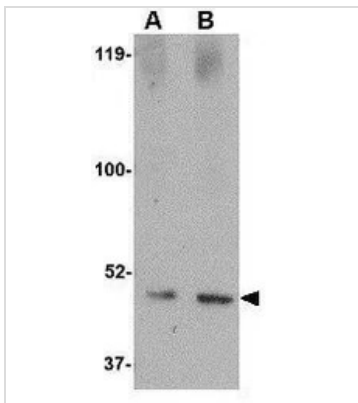
For full product information, images and publications, please visit our [website](#).

For laboratory research use only. Not for any clinical, therapeutic, or diagnostic use in humans or animals. Not for animal or human consumption.

Note

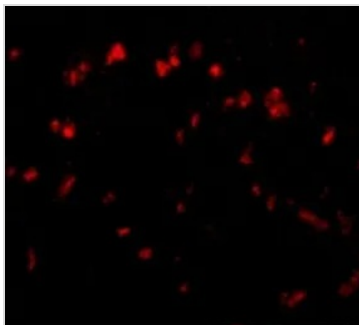
Purchasers shall not, and agree not to enable third parties to, analyze, copy, reverse engineer or otherwise attempt to determine the structure or sequence of the product.

DATA IMAGES



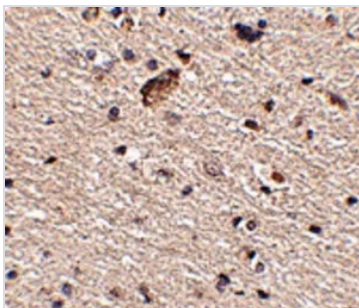
GTX85376 WB Image

WB analysis of human brain tissue lysate using GTX85376 Spred1 antibody.
Working concentration : (A) 1 and (B) 2 µg/ml



GTX85376 IHC-P Image

IHC-P analysis of human brain tissue using GTX85376 Spred1 antibody.
Working concentration : 20 µg/ml



GTX85376 IHC-P Image

IHC-P analysis of human brain tissue using GTX85376 Spred1 antibody.
Working concentration : 2.5 µg/ml



For full product information, images and publications, please visit our [website](https://www.genetex.com).