

SLIT1 antibody

Cat. No. GTX85822

Host	Rabbit
Clonality	Polyclonal
Isotype	IgG
Applications	WB, IHC-P, ELISA
Reactivity	Human, Mouse, Rat

References (1)

Package

50 µg

Applications

Application Note

*Optimal dilutions/concentrations should be determined by the researcher.

Suggested dilution	Recommended dilution
WB	1:500 - 1:2000
IHC-P	5 µg/ml
ELISA	1:10000 - 1:50000

Note : Heat induced antigen retrieval in pH 6.0 citrate buffer

Not tested in other applications.

Calculated MW 167 kDa. ([Note](#))

Properties

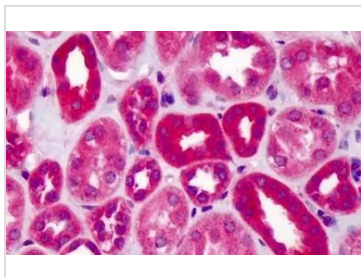
Form	Liquid
Buffer	20mM Potassium Phosphate, 150mM NaCl
Preservative	0.01% Sodium azide
Storage	Store as concentrated solution. Centrifuge briefly prior to opening vial. For short-term storage (1-2 weeks), store at 4°C. For long-term storage, aliquot and store at -20°C or below. Avoid multiple freeze-thaw cycles.
Concentration	1 mg/ml (Please refer to the vial label for the specific concentration.)
Immunogen	Synthetic peptide from mouse SLIT1.
Purification	Purified by affinity chromatography
Conjugation	Unconjugated

Note

For laboratory research use only. Not for any clinical, therapeutic, or diagnostic use in humans or animals. Not for animal or human consumption.

Purchasers shall not, and agree not to enable third parties to, analyze, copy, reverse engineer or otherwise attempt to determine the structure or sequence of the product.

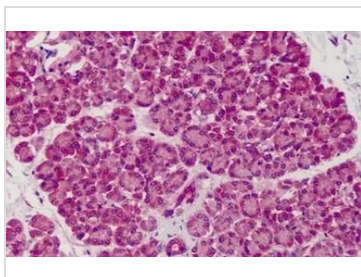
For full product information, images and publications, please visit our [website](#).

DATA IMAGES

GTx85822 IHC-P Image

IHC-P analysis of human kidney tissue using GTx85822 SLIT1 antibody.

Antigen retrieval : Heat-induced antigen retrieval

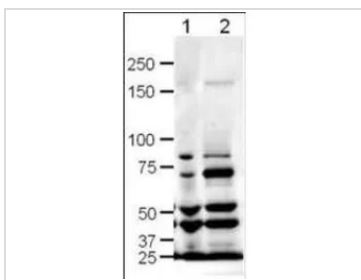
Dilution : 5 µg/ml


GTx85822 IHC-P Image

IHC-P analysis of human pancreas tissue using GTx85822 SLIT1 antibody.

Antigen retrieval : Heat-induced antigen retrieval

Dilution : 5 µg/ml


GTx85822 WB Image

WB analysis of rat (lane 1) and mouse (lane 2) brain lysates using GTx85822 SLIT1 antibody.

Dilution : 1:500



For full product information, images and publications, please visit our [website](https://www.genetex.com).