

Apolipoprotein B antibody, Internal

Cat. No. GTX88654

Host	Goat
Clonality	Polyclonal
Isotype	IgG
Applications	WB, IHC-P
Reactivity	Human

Package
100 µg

Applications

Application Note

*Optimal dilutions/concentrations should be determined by the researcher.

Suggested dilution	Recommended dilution
WB	0.3-1µg/ml
IHC-P	2µg/ml

Not tested in other applications.

Calculated MW 516 kDa. ([Note](#))

Properties

Form	Liquid
Buffer	TBS, 0.5% BSA
Preservative	0.02% Sodium azide
Storage	Store as concentrated solution. Centrifuge briefly prior to opening vial. For short-term storage (1-2 weeks), store at 4°C. For long-term storage, aliquot and store at -20°C or below. Avoid multiple freeze-thaw cycles.
Concentration	0.50 mg/ml (Please refer to the vial label for the specific concentration.)
Immunogen	Peptide with sequence C-TDLHLRYQKDKK, from the internal region of the protein sequence according to NP_000375.2.
Purification	Purified by ammonium sulphate precipitation followed by antigen affinity chromatography
Conjugation	Unconjugated

Note

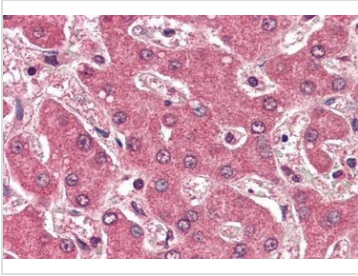
For laboratory research use only. Not for any clinical, therapeutic, or diagnostic use in humans or animals. Not for animal or human consumption.

Purchasers shall not, and agree not to enable third parties to, analyze, copy, reverse engineer or otherwise attempt to determine the structure or sequence of the product.



For full product information, images and publications, please visit our [website](#).

DATA IMAGES

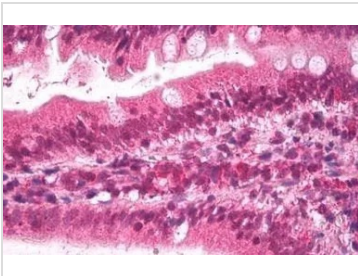


GTX88654 IHC-P Image

IHC-P analysis of human liver using GTX88654 Apolipoprotein B antibody, Internal.

Antigen retrieval : citrate buffer pH 6

Dilution : 2µg/ml

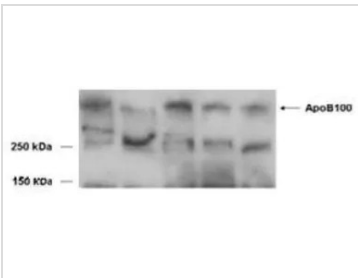


GTX88654 IHC-P Image

IHC-P analysis of human small intestine using GTX88654 Apolipoprotein B antibody, Internal.

Antigen retrieval : citrate buffer pH 6

Dilution : 2µg/ml



GTX88654 WB Image

WB analysis of human serum lysates using GTX88654 Apolipoprotein B antibody, Internal. This antibody showed background below 150kDa in serum samples.

Dilution : 0.5µg/ml



For full product information, images and publications, please visit our [website](https://www.genetex.com).