




GeneTex


Recombinant Antibodies



Your Expertise
Our Antibodies
Accelerated Discovery



Table of Contents

- 
- 02* Introduction
 - 03* Cancer Research
 - 06* Neuroscience Research
 - 08* Organelle Markers Research
 - 09* Metabolism Research
 - 10* Antibodies against Proteins with
Post-translation Modification
 - 12* Virus Research
 - 15* Selected Recombinant Antibodies

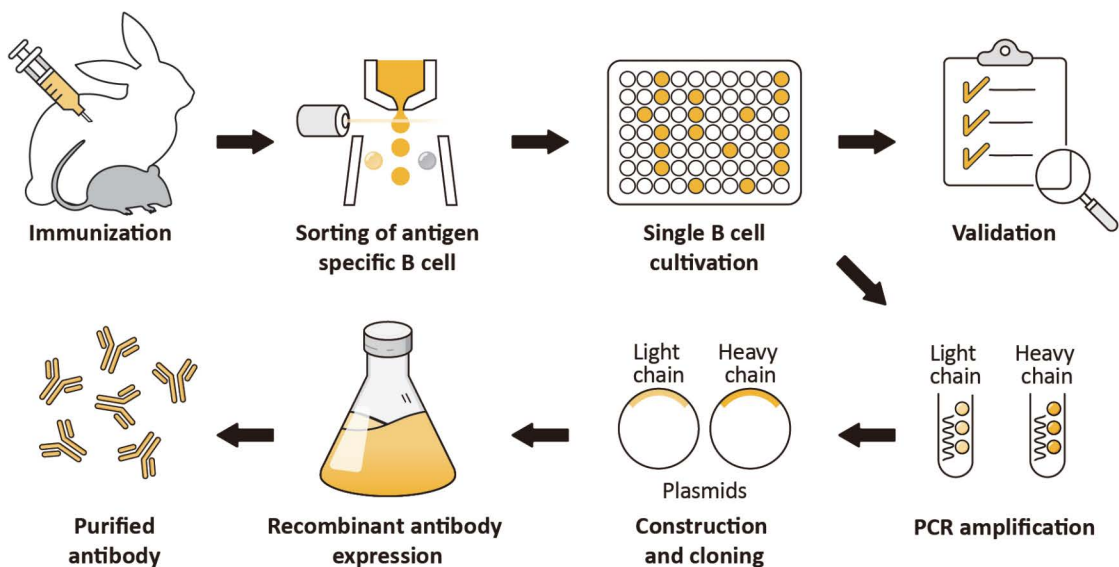
Introduction

Why recombinant antibodies?



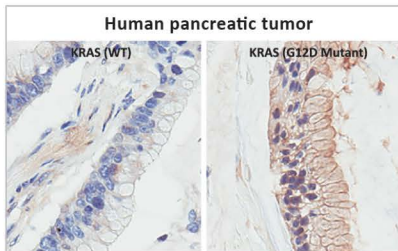
A recombinant antibody (rAb) is generated from the cloned, in vitro-expressed heavy and light chains of a selected monoclonal antibody obtained through classical hybridoma methodology, display strategies, sorted single B cells from immunized animals, or by one of many other techniques. The numerous advantages of rAbs have been well-documented, with consistency of performance being of paramount significance.

GeneTex's rAb protocol employs a multi-parameter FACS-based approach to isolate antigen-specific IgG+ memory B cells from an immunized animal, with subsequent cloning of the antibody variable-region genes into an IgG backbone and expression in mammalian cells. It allows cloning of the heavy and light chains from the same B cell, thereby preserving natural pairing. And once cloned, the supply of a given rAb is inexhaustible with exceptional reproducibility.

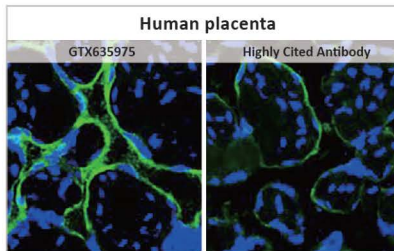


Cancer Research

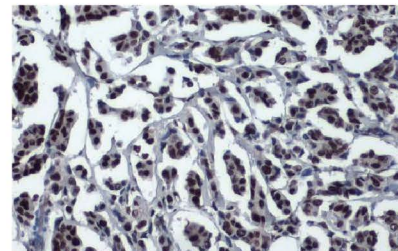
Highlighted Antibodies






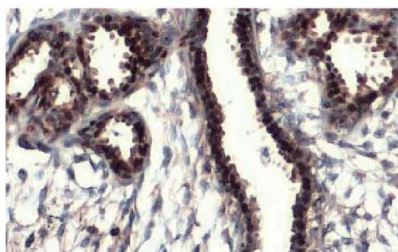
RAS (G12D Mutant) antibody [HL10] ([GTX635362](#))   






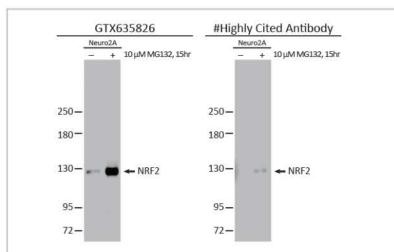
PD-L1 antibody [HL1041] ([GTX635975](#))     



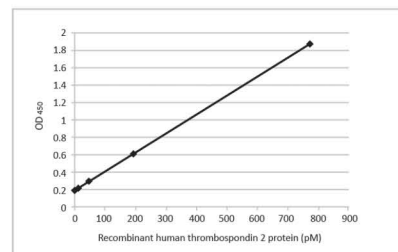
53BP1 antibody [HL275] ([GTX635479](#))   




Estrogen Receptor alpha antibody [HL1082] ([GTX636203](#))   



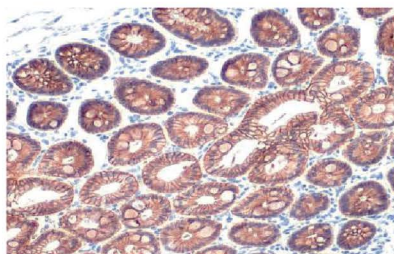
NRF2 antibody [HL1021] ([GTX635826](#))   





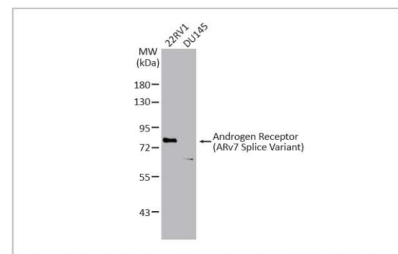
Thrombospondin 2 antibody [HL1194] ([GTX636506](#))   




Bax antibody [HL236] ([GTX635715](#))   



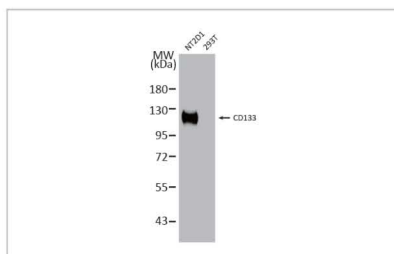
E-Cadherin antibody [HL1229] ([GTX636577](#))  



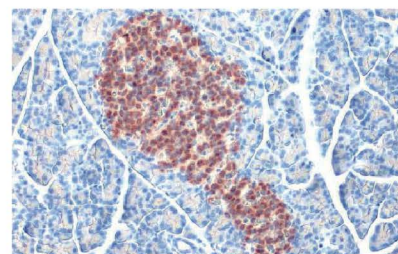
Androgen Receptor (ARv7 Splice Variant) antibody [HL1240] ([GTX636639](#))  




MMP2 antibody [HL1208] ([GTX636525](#))  


























































CD133 antibody [HL1271] ([GTX636673](#))  



C-Peptide antibody [HL1159] ([GTX636463](#)) 

Cancer Research

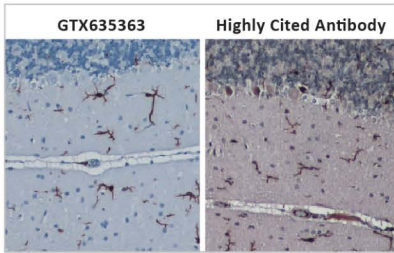
	Cat. No.	Product Name	Clonality	Reactivity	Applications
  	GTX635479	53BP1 antibody [HL275]	Rb mAB	Hu,Ms,Rat	WB, ICC/IF, IHC-P
	GTX03180	AKT1 (phospho Ser124) antibody [GT1268]	Rb mAB	Hu	WB
	GTX636413	AKT1 antibody [HL1142]	Rb mAB	Hu	WB, ICC/IF, IHC-P
	GTX636416	AKT1 antibody [HL1145]	Rb mAB	Hu,Ms,Rat	WB
	GTX635842	Androgen Receptor (ARv7 Splice Variant) antibody [HL1028]	Rb mAB	Hu	WB, ICC/IF
	GTX636638	Androgen Receptor (ARv7 Splice Variant) antibody [HL1239]	Rb mAB	Hu	WB
	GTX636639	Androgen Receptor (ARv7 Splice Variant) antibody [HL1240]	Rb mAB	Hu	WB, IHC-P
	GTX01536	Androgen Receptor antibody [GT1228]	Rb mAB	Hu,Ms	WB, ICC/IF, IHC-P
	GTX636021	Androgen Receptor antibody [HL1049]	Rb mAB	Hu	WB, ICC/IF, IHC-P
	GTX09507	ATG3 antibody [GT1174]	Rb mAB	Hu,Ms,Rat	WB, IHC-P
	GTX01526	ATG7 antibody [GT1218]	Rb mAB	Hu,Ms,Rat	WB, IHC-P
	GTX01544	ATM antibody [GT1218]	Rb mAB	Hu,Ms,Rat	WB, IHC-P
	GTX635478	ATRX antibody [HL1210]	Rb mAB	Hu	WB, ICC/IF
	GTX09508	Bad antibody [GT1175]	Rb mAB	Hu,Ms,Rat	WB, IHC-P
	GTX64302	BAK antibody [GT1110]	Rb mAB	Hu,Ms	WB, ICC/IF, IHC-P, FACS
	GTX635715	Bax antibody [HL236]	Rb mAB	Hu,Ms,Rat	WB, IHC-P
	GTX01194	Bcl-2 antibody [GT1213]	Rb mAB	Hu,Ms	WB, IHC-P, IP
	GTX01535	Bcl-XL antibody [GT1227]	Rb mAB	Hu,Ms,Rat	WB
	GTX64318	beta Arrestin 1 antibody [GT1126]	Rb mAB	Hu,Ms,Rat	WB, IHC-P, FACS
	GTX02840	beta Arrestin 1 antibody [GT1243]	Rb mAB	Hu,Ms	WB
	GTX00948	beta Catenin antibody [GT1186]	Rb mAB	Hu,Ms,Rat	WB, ICC/IF, IHC-P
	GTX01542	Bim antibody [GT1234]	Rb mAB	Hu,Ms,Rat	WB
	GTX636515	BNIP3L antibody [HL1203]	Rb mAB	Hu,Ms	WB, IHC-P
	GTX00915	C/EBP beta antibody [GT1145]	Rb mAB	Hu,Rat	WB
	GTX01541	Casein Kinase 2 alpha antibody [GT1233]	Rb mAB	Hu,Ms,Rat	WB
	GTX01097	Caspase 6 antibody [GT1154]	Rb mAB	Hu,Rat	WB, ICC/IF
	GTX01098	Caspase 6 antibody [GT1155]	Rb mAB	Hu,Ms	WB, ICC/IF
	GTX01015	Caspase 8 antibody [GT1152]	Rb mAB	Hu	WB
	GTX01540	Cathepsin D antibody [GT1232]	Rb mAB	Hu,Ms	WB, IHC-P
	GTX02849	Cathepsin L/V/K/H antibody [GT1252]	Rb mAB	Hu,Ms,Rat	WB, IHC-P
	GTX636673	CD133 antibody [HL1271]	Rb mAB	Hu	WB
	GTX635978	CDH11 antibody [HL1044]	Rb mAB	Hu,Ms	WB
	GTX02852	CDH13 antibody [GT1255]	Rb mAB	Hu,Ms,Rat	WB, IHC-P
	GTX00927	Chk2 antibody [GT1148]	Rb mAB	Hu	WB, IHC-P
	GTX01530	ciAP1 antibody [GT1222]	Rb mAB	Hu,Rat	WB, IHC-P
	GTX635979	ciAP1 antibody [HL1045]	Rb mAB	Hu	WB
	GTX636462	C-Peptide antibody [HL1158]	Rb mAB	Hu,Ms,Rat	IHC-P, ELISA
	GTX636463	C-Peptide antibody [HL1159]	Rb mAB	Hu,Ms,Rat	IHC-P, ELISA
	GTX636662	CYLD antibody [HL1260]	Rb mAB	Hu,Ms,Rat	WB
	GTX636469	Cytokeratin 19 antibody [HL1165]	Rb mAB	Hu,Ms,Rat	WB, IHC-P
	GTX02854	ELK1 antibody [GT1257]	Rb mAB	Hu,Ms,Rat	WB
	GTX636202	Estrogen Receptor alpha antibody [HL1081]	Rb mAB	Hu	WB, ICC/IF, IHC-P
	GTX636203	Estrogen Receptor alpha antibody [HL1082]	Rb mAB	Hu	WB, IHC-P
	GTX09129	Fas antibody [GT1169]	Rb mAB	Hu,Rat	WB, IHC-P
	GTX635619	Gli1 antibody [HL247]	Rb mAB	Hu,Ms	WB, IHC-P
	GTX635477	GPX2 antibody [HL125]	Rb mAB	Hu,Ms,Rat	WB, IHC-P
	GTX02861	GSK3 alpha antibody [GT1264]	Rb mAB	Hu,Ms,Rat	WB
	GTX02860	HB EGF antibody [GT1263]	Rb mAB	Hu,Ms,Rat	WB
	GTX00799	HIF1 beta antibody [GT1141]	Rb mAB	Hu	WB, IHC-P
	GTX01532	IKK alpha antibody [GT1224]	Rb mAB	Hu,Ms	WB
	GTX01197	IKK beta antibody [GT1216]	Rb mAB	Hu	WB, IHC-P
	GTX02835	Integrin alpha 2 antibody [GT1238]	Rb mAB	Hu,Ms,Rat	WB, IHC-P
	GTX636657	Integrin beta 1 / CD29 antibody [HL1255]	Rb mAB	Hu,Ms	WB, IHC-P

Cancer Research

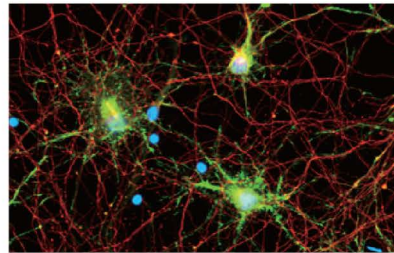
	Cat. No.	Product Name	Clonality	Reactivity	Applications
	GTX636658	Integrin beta 1 / CD29 antibody [HL1256]	Rb mAB	Hu	WB
	GTX02823	Integrin beta 3 antibody [GT1226]	Rb mAB	Hu,Ms,Rat	WB, IHC-P
	GTX00956	IRF3 antibody [GT1194]	Rb mAB	Hu	WB
	GTX01195	JAK2 antibody [GT1214]	Rb mAB	Hu,Ms	WB
	GTX02824	JNK1 + JNK3 antibody [GT1227]	Rb mAB	Hu,Ms,Rat	WB, ICC/IF, IHC-P
	GTX00949	LC3B antibody [GT1187]	Rb mAB	Hu,Ms,Rat	WB, ICC/IF, IHC-P
	GTX03201	LOX antibody [GT1289]	Rb mAB	Hu,Ms,Rat	WB, IHC-P
	GTX00953	MLKL antibody [GT1191]	Rb mAB	Hu	WB
	GTX636661	MMP1 antibody [HL1259]	Rb mAB	Hu	WB, IHC-P
	GTX636524	MMP2 antibody [HL1207]	Rb mAB	Hu	WB
	GTX636525	MMP2 antibody [HL1208]	Rb mAB	Hu,Ms	WB
	GTX00947	NFkB p65 antibody [GT1185]	Rb mAB	Hu,Ms,Rat	WB, IHC-P, IP
	GTX635826	NRF2 antibody [HL1021]	Rb mAB	Hu,Ms,Rat	WB, ICC/IF, IHC-P, PLA
	GTX636570	Nucleoporin p62 antibody [HL1226]	Rb mAB	Hu,Ms,Rat	WB
	GTX635797	p38 MAPK antibody [HL1006]	Rb mAB	Hu,Ms,Rat	WB
	GTX01529	p63 antibody [GT1221]	Rb mAB	Hu,Ms	WB, IHC-P
	GTX635841	p63 antibody [HL1027]	Rb mAB	Hu	WB, ICC/IF
	GTX02817	PAI-1 antibody [GT1223]	Rb mAB	Hu	WB
	GTX09509	PARP antibody [GT1176]	Rb mAB	Hu,Ms,Rat	WB, IHC-P
	GTX636483	PARP14 antibody [HL1178]	Rb mAB	Hu	WB, IHC-P
	GTX636485	PARP14 antibody [HL1180]	Rb mAB	Hu	WB, IHC-P
	GTX00798	PDGF Receptor beta antibody [GT1140]	Rb mAB	Hu,Ms	WB, ICC/IF
	GTX635975	PD-L1 antibody [HL1041]	Rb mAB	Hu	WB, IHC-P
	GTX636033	PD-L1 antibody [HL1056]	Rb mAB	Hu	WB
	GTX03251	PELP1 antibody [GT1339]	Rb mAB	Hu,Ms,Rat	WB
	GTX03254	PHD1 antibody [GT1342]	Rb mAB	Hu,Ms,Rat	WB
	GTX64311	PI3 kinase p85 beta antibody [GT1119]	Rb mAB	Hu,Rat	WB, ICC/IF, IHC-P, FACS
	GTX02829	PKC delta antibody [GT1232]	Rb mAB	Hu,Ms,Rat	WB, ICC/IF, IHC-P
	GTX64262	Prohibitin antibody [GT1070]	Rb mAB	Hu,Ms	WB, IHC-P, FACS
	GTX00797	Prohibitin antibody [GT1139]	Rb mAB	Hu,Ms,Rat	WB, IHC-P
	GTX03220	Prostaglandin E Receptor EP2 antibody [GT1308]	Rb mAB	Hu,Ms,Rat	WB, ICC/IF, IHC-P
	GTX01196	Raf1 antibody [GT1215]	Rb mAB	Hu,Ms,Rat	WB
	GTX02825	RhoA + RhoB + RhoC antibody [GT1228]	Rb mAB	Hu	WB
	GTX09128	RIP antibody [GT1168]	Rb mAB	Hu	WB, IP
	GTX636297	Somatostatin antibody [HL1101]	Rb mAB	Ms,Rat	WB, ICC/IF, IHC-P
	GTX00955	SQSTM1 / P62 antibody [GT1193]	Rb mAB	Hu,Ms,Rat	WB, ICC/IF, IHC-P, IP
	GTX636328	SQSTM1 / P62 antibody [HL1113]	Rb mAB	Hu	WB, ICC/IF, IHC-P
	GTX01292	STAT1 antibody [GT1157]	Rb mAB	Hu,Ms,Rat	WB, IP
	GTX01294	STAT3 antibody [GT1159]	Rb mAB	Hu,Ms,Rat	WB
	GTX636400	STAT3 antibody [HL1134]	Rb mAB	Hu,Ms,Rat	WB
	GTX02841	STAT4 antibody [GT1244]	Rb mAB	Hu,Ms,Rat	WB, ICC/IF
	GTX08967	STAT5B antibody [GT1160]	Rb mAB	Hu,Ms,Rat	WB
	GTX01538	Survivin antibody [GT1230]	Rb mAB	Hu,Ms,Rat	WB
	GTX636089	TFEB antibody [HL1065]	Rb mAB	Hu	WB
	GTX636411	Thrombospondin 2 antibody [HL1140]	Rb mAB	Hu	WB, IHC-P, ELISA, Sandwich ELISA
	GTX636506	Thrombospondin 2 antibody [HL1194]	Rb mAB	Hu	WB, ELISA, Sandwich ELISA
	GTX02834	TNF Receptor II antibody [GT1237]	Rb mAB	Hu,Ms,Rat	WB
	GTX636672	Transgelin antibody [HL1270]	Rb mAB	Hu,Ms	WB, IHC-P
	GTX00917	TSC2 antibody [GT1147]	Rb mAB	Hu	WB
	GTX64226	VCAM1 / CD106 antibody [GT1034]	Rb mAB	Hu,Ms,Rat	WB, IHC-P
	GTX02827	VWF antibody [GT1230]	Rb mAB	Hu,Ms	WB, IHC-P
	GTX64304	YAP1 antibody [GT1112]	Rb mAB	Hu,Ms	WB, ICC/IF, IHC-P, FACS
	GTX08969	YY1 antibody [GT1162]	Rb mAB	Hu,Ms,Rat	WB, ICC/IF

Neuroscience Research

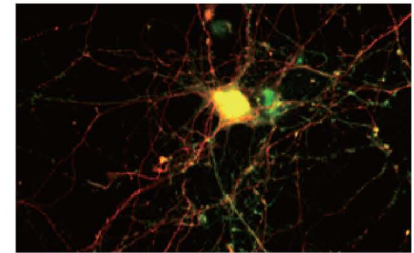
Highlighted Antibodies




Iba1 antibody [HL22] ([GTX635363](#))
   



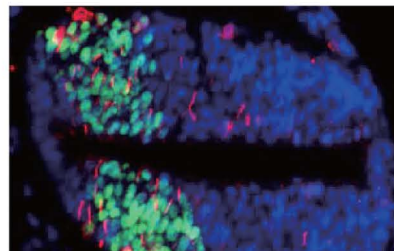
iNOS antibody [HL1213] ([GTX636531](#))
 



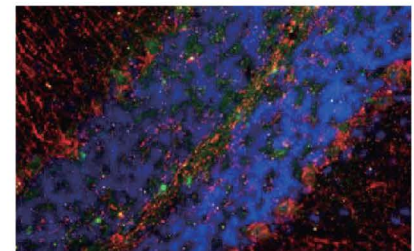
GAD67 antibody [HL1095] ([GTX636279](#))
 




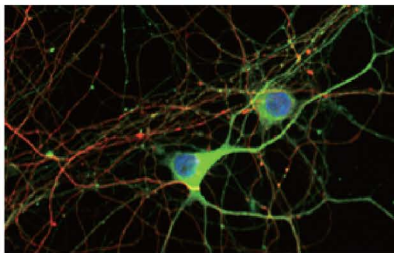
AChE antibody [HL1102] ([GTX636298](#))
  



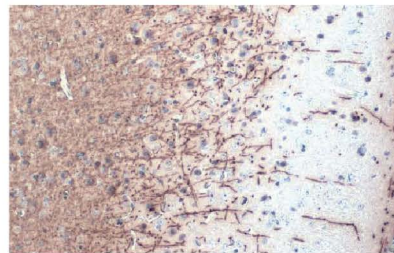
OLIG2 antibody [HL1072] ([GTX636104](#))






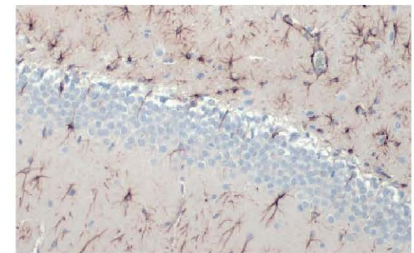
Somatostatin antibody [HL1101] ([GTX636297](#))





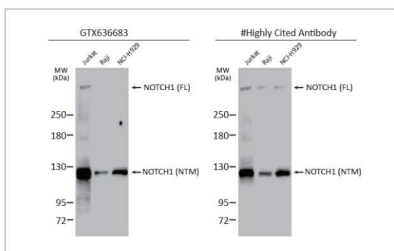
GAD65 + GAD67 antibody [HL1181] ([GTX636487](#)) 



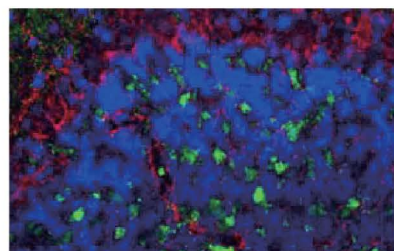
Myelin basic Protein antibody [HL1033] ([GTX635873](#))  




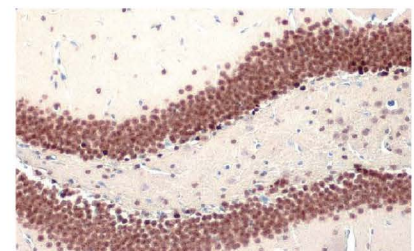
GFAP antibody [HL1307] ([GTX636725](#))





NOTCH1 antibody [HL1281] ([GTX636683](#))
 
















































alpha Synuclein antibody [HL1242] ([GTX636641](#)) 



NFIX antibody [HL1269] ([GTX636671](#))

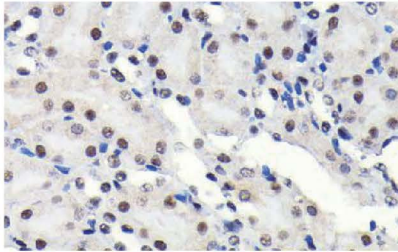

    

Neuroscience Research

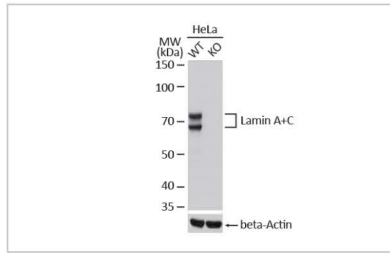
	Cat. No.	Product Name	Clonality	Reactivity	Applications
	GTX636298	AChE antibody [HL1102]	Rb mAB	Ms,Rat	WB, IHC-P
	GTX00833	AIF antibody [GT1143]	Rb mAB	Hu,Ms,Rat	WB, IHC-P
	GTX636641	alpha Synuclein antibody [HL1242]	Rb mAB	Ms,Rat	WB, IHC-P
	GTX636642	alpha Synuclein antibody [HL1243]	Rb mAB	Ms,Rat	WB, IHC-P
	GTX636696	BRD9 antibody [HL1282]	Rb mAB	Hu	WB
	GTX635398	C9orf72 antibody [GT1553-RB]	Rb mAB	Hu	WB
	GTX635397	C9orf72 antibody [GT779-RB]	Rb mAB	Hu,Ms,Rat	WB
	GTX636283	CLOCK antibody [HL1099]	Rb mAB	Hu,Rat	WB, ICC/IF
	GTX03211	delta Opioid receptor antibody [GT1299]	Rb mAB	Hu,Ms,Rat	WB
	GTX636467	Dopamine beta Hydroxylase antibody [HL1163]	Rb mAB	Hu	WB
	GTX02836	Dopamine Receptor D3 antibody [GT1239]	Rb mAB	Hu,Ms,Rat	WB
	GTX00944	ELAVL1 / HuR antibody [GT1182]	Rb mAB	Hu,Ms,Rat	WB, ICC/IF, IHC-P, IP
	GTX636487	GAD65 + GAD67 antibody [HL1181]	Rb mAB	Hu,Ms,Rat	WB, ICC/IF
	GTX636493	GAD65 antibody [HL1187]	Rb mAB	Hu,Ms,Rat	WB, IHC-P
	GTX636279	GAD67 antibody [HL1095]	Rb mAB	Hu,Ms,Rat	WB, ICC/IF
	GTX636280	GAD67 antibody [HL1096]	Rb mAB	Ms,Rat	WB, IHC-P
	GTX03195	GluR2 antibody [GT1283]	Rb mAB	Hu,Ms,Rat	WB, ICC/IF, IHC-P
	GTX02832	GluT1 antibody [GT1235]	Rb mAB	Hu,Ms	WB
	GTX635363	Iba1 antibody [HL22]	Rb mAB	Hu,Ms,Rat	WB, ICC/IF, IHC-P, IHC-Fr
	GTX635399	Iba1 antibody [HL22-MS]	Ms mAB	Hu,Ms,Rat	WB, IHC-P, IHC-Fr
	GTX635400	Iba1 antibody [HL22-RT]	Rat mAB	Hu,Ms,Rat	WB, IHC-P, IHC-Fr
	GTX636531	iNOS antibody [HL1213]	Rb mAB	Ms,Rat	WB, ICC/IF, IHC-P
	GTX03184	mAChR M2 antibody [GT1272]	Rb mAB	Hu,Ms,Rat	WB, IHC-P
	GTX03191	MARK2 antibody [GT1279]	Rb mAB	Hu,Ms,Rat	WB
	GTX635873	Myelin basic Protein antibody [HL1033]	Rb mAB	Hu,Ms,Rat	WB, ICC/IF, IHC-P
	GTX03228	Neurokinin 1 Receptor antibody [GT1316]	Rb mAB	Hu,Ms,Rat	WB
	GTX636671	NFIX antibody [HL1269]	Rb mAB	Ms,Rat	IHC-P
	GTX64291	NOTCH1 antibody [GT1099]	Rb mAB	Hu,Ms	WB, ICC/IF, IHC-P, FACS
	GTX02821	NOTCH1 antibody [GT1224]	Rb mAB	Hu,Ms	WB, IP
	GTX636682	NOTCH1 antibody [HL1280]	Rb mAB	Hu	WB
	GTX636683	NOTCH1 antibody [HL1281]	Rb mAB	Hu	WB
	GTX09504	NQO1 antibody [GT1171]	Rb mAB	Hu,Ms,Rat	WB, IHC-P, IP
	GTX03240	N-WASP antibody [GT1328]	Rb mAB	Hu,Ms,Rat	WB, IHC-P
	GTX636104	OLIG2 antibody [HL1072]	Rb mAB	Ms,Rat	ICC/IF, IHC-P, IHC-Fr
	GTX02856	PAK2 antibody [GT1259]	Rb mAB	Hu,Ms,Rat	WB, ICC/IF
	GTX635463	PAX3 antibody [HL160]	Rb mAB	Hu,Ms	WB, IHC-P
	GTX03239	PER3 antibody [GT1327]	Rb mAB	Hu,Ms,Rat	WB, ICC/IF
	GTX02846	RKIP antibody [GT1249]	Rb mAB	Hu,Ms,Rat	WB
	GTX03223	S100 alpha antibody [GT1311]	Rb mAB	Ms	WB
	GTX636097	SARM1 antibody [HL1066]	Rb mAB	Hu,Ms,Rat	WB
	GTX636102	SARM1 antibody [HL1070]	Rb mAB	Hu,Ms,Rat	WB
	GTX09013	SOD2 antibody [GT1165]	Rb mAB	Hu,Ms,Rat	WB, ICC/IF, IHC-P
	GTX01545	SOX9 antibody [GT1219]	Rb mAB	Hu,Ms,Rat	WB, ICC/IF, IHC-P, IP
	GTX03204	Tau (phospho Ser396) antibody [GT1292]	Rb mAB	Hu,Ms,Rat	WB, IHC-P
	GTX636678	Tau (phospho Thr217) antibody [HL1276]	Rb mAB	Hu	WB, ELISA
	GTX636636	Thymidylate synthase antibody [HL1237]	Rb mAB	Hu	WB
	GTX00942	Vimentin antibody [GT1180]	Rb mAB	Hu,Ms,Rat	WB, ICC/IF, IHC-P, IP

Organelle Markers

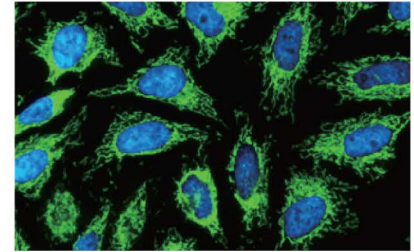
Highlighted Antibodies



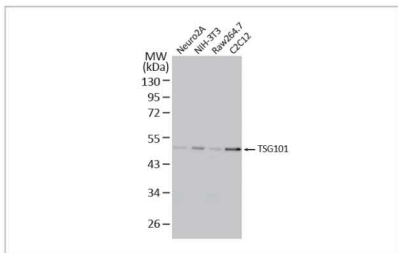
SP1 antibody [GT1220] ([GTX01528](#))



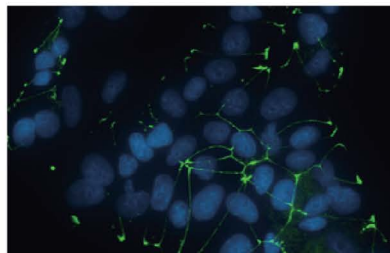
Lamin A + C antibody [GT1137] ([GTX00774](#))



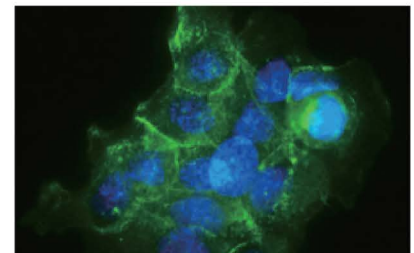
TOMM20 antibody [GT1136] ([GTX00773](#))



TSG101 antibody [4A10] ([GTX70255](#))



ZO-1 antibody [HL1133] ([GTX636399](#))



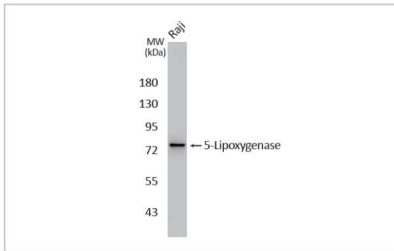
Sodium/Potassium ATPase alpha 1 antibody [HL114] ([GTX635461](#))



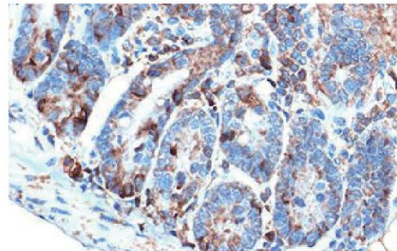
Cat. No.	Product Name	Clonality	Reactivity	Applications
GTX635838	Anterior Gradient 2 antibody [HL1024]	Rb mAB	Hu,Ms,Rat	WB, ICC/IF, IHC-P
GTX03181	ARF1 antibody [GT1269]	Rb mAB	Hu,Ms,Rat	WB, ICC/IF
GTX00916	Aurora B antibody [GT1146]	Rb mAB	Hu,Rat	WB, ICC/IF
GTX02848	DNA polymerase beta antibody [GT1251]	Rb mAB	Hu,Ms,Rat	WB, IHC-P
GTX00950	FIS1 antibody [GT1188]	Rb mAB	Hu,Ms,Rat	WB, ICC/IF, IHC-P, IP
GTX636480	gamma Tubulin antibody [HL1175]	Rb mAB	Hu,Ms,Rat	WB, ICC/IF
GTX08970	HDAC1 antibody [GT1163]	Rb mAB	Hu,Ms,Rat	WB, ICC/IF, IHC-P
GTX01527	HDAC2 antibody [GT1219]	Rb mAB	Hu,Ms,Rat	WB, ICC/IF, IHC-P
GTX00834	HDAC3 antibody [GT1144]	Rb mAB	Hu,Ms,Rat	WB
GTX64264	HSC70 antibody [GT1072]	Rb mAB	Hu,Ms,Rat	WB
GTX08968	KAP1 antibody [GT1161]	Rb mAB	Hu,Ms,Rat	WB, IHC-P, IP
GTX00774	Lamin A + C antibody [GT1137]	Rb mAB	Hu,Ms,Rat	WB, ICC/IF, IHC-P, IP
GTX01539	MFN2 antibody [GT1231]	Rb mAB	Hu,Ms,Rat	WB
GTX635981	RAB6A antibody [HL1047]	Rb mAB	Hu,Ms,Rat	WB, IHC-P
GTX636098	SDHA antibody [HL1067]	Rb mAB	Hu,Ms,Rat	WB, ICC/IF
GTX636335	SDHA antibody [HL1117]	Rb mAB	Hu,Ms,Rat	WB, ICC/IF, IHC-P
GTX635461	Sodium/Potassium ATPase alpha 1 antibody [HL114]	Rb mAB	Hu,Ms,Rat	WB, ICC/IF, IHC-P
GTX01528	SP1 antibody [GT1220]	Rb mAB	Hu,Ms,Rat	WB, ICC/IF, IHC-P
GTX00773	TOMM20 antibody [GT1136]	Rb mAB	Hu,Ms,Rat	WB, ICC/IF, IHC-P, IP
GTX01543	VDAC1 antibody [GT1235]	Rb mAB	Hu,Ms,Rat	WB, ICC/IF, IHC-P
GTX635821	VPS35 antibody [HL1017]	Rb mAB	Hu,Ms,Rat	WB, ICC/IF, IHC-P
GTX636399	ZO-1 antibody [HL1133]	Rb mAB	Hu	WB, ICC/IF
GTX636491	ZO-1 antibody [HL1185]	Rb mAB	Hu,Ms,Rat	WB, ICC/IF

Metabolism

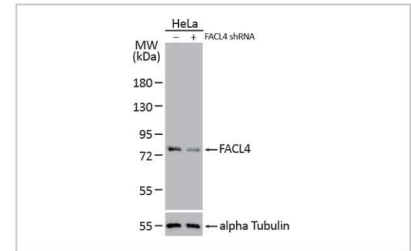
Highlighted Antibodies



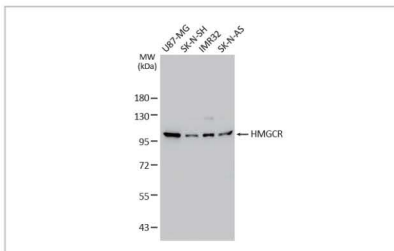
5-Lipoxygenase antibody [GT1241]
([GTX02838](#))




FABP2 antibody [GT1280] ([GTX03192](#))



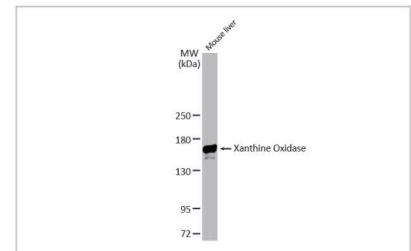
FACL4 antibody [HL229] ([GTX635616](#))



HMGCR antibody [GT1262] ([GTX02859](#))



Leptin Receptor antibody [GT1233]
([GTX02830](#))

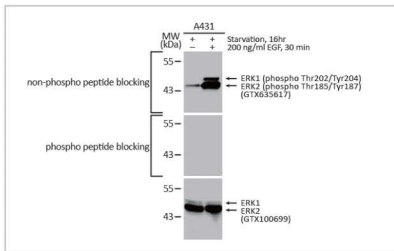




Xanthine Oxidase antibody [GT1319]
([GTX03231](#))

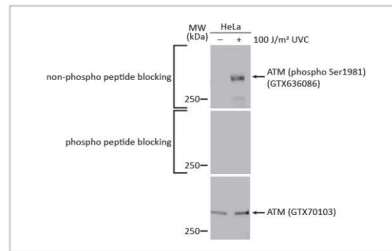
Cat. No.	Product Name	Clonality	Reactivity	Applications
GTX02838	5-Lipoxygenase antibody [GT1241]	Rb mAB	Hu,Ms,Rat	WB, ICC/IF, IHC-P
GTX03242	ABCG1 antibody [GT1330]	Rb mAB	Hu,Ms,Rat	WB
GTX636670	Alkaline phosphatase (intestinal) antibody [HL1268]	Rb mAB	Hu,Ms	WB, IHC-P
GTX636669	Alkaline phosphatase antibody [HL1267]	Rb mAB	Ms	WB
GTX03192	FABP2 antibody [GT1280]	Rb mAB	Ms,Rat	WB, IHC-P
GTX635616	FACL4 antibody [HL229]	Rb mAB	Hu,Ms,Rat	WB, ICC/IF, IHC-P
GTX02859	HMGCR antibody [GT1262]	Rb mAB	Hu,Ms,Rat	WB
GTX02830	Leptin Receptor antibody [GT1233]	Rb mAB	Hu,Ms,Rat	WB, IHC-P
GTX03205	MTCO2 antibody [GT1293]	Rb mAB	Hu	WB, IHC-P
GTX03231	Xanthine Oxidase antibody [GT1319]	Rb mAB	Ms,Rat	WB, ICC/IF, IHC-P

Antibodies against Proteins with Post-translation Modification

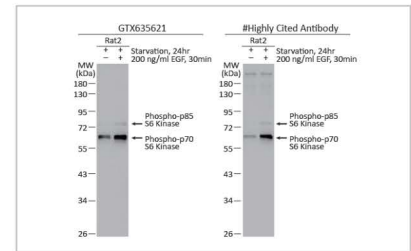
Highlighted Antibodies



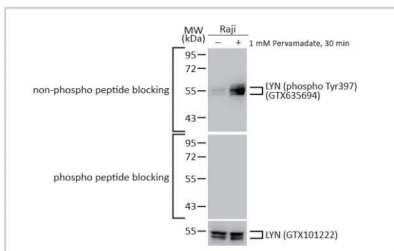
ERK1 (phospho Thr202/Tyr204) + ERK2 (phospho Thr185/Tyr187) antibody [HL173] ([GTX635617](#))   





ATM (phospho Ser1981) antibody [HL1062] ([GTX636086](#))   






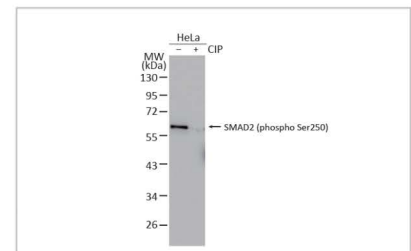
p70 S6K (phospho Thr421/Ser424) antibody [HL129] ([GTX635621](#))    






LYN (phospho Tyr397) antibody [HL122] ([GTX635694](#))  



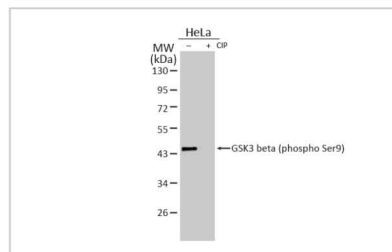
ROCK2 (phospho Ser1366) antibody [HL1071] ([GTX636103](#))   




SMAD2 (phospho Ser250) antibody [GT1291] ([GTX03203](#))  



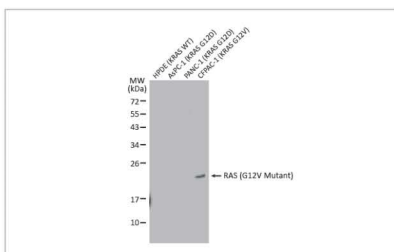
SMAD3 (phospho Ser423/Ser425) antibody [GT1207] ([GTX00969](#))   



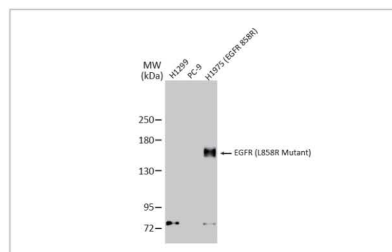
GSK3 beta (phospho Ser9) antibody [GT1209] ([GTX00971](#))  



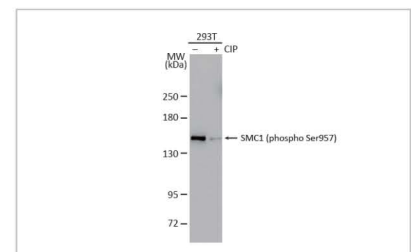
PARP (cleaved) antibody [GT1181] ([GTX00943](#))    





RAS (G12V Mutant) antibody [HL169] ([GTX635623](#))   



EGFR (L858R Mutant) antibody [HL1022] ([GTX635834](#))  

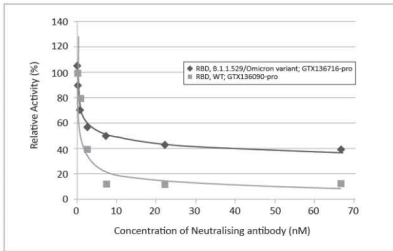



SMC1 (phospho Ser957) antibody [GT1321] ([GTX03233](#))  

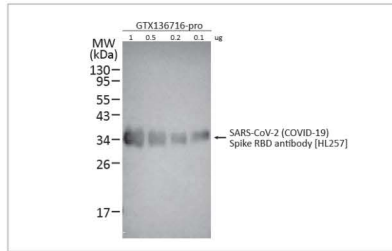
Antibodies against Proteins with Post-translation Modification

Cat. No.	Product Name	Clonality	Reactivity	Applications
GTX03187	ATF2 (phospho Thr71) antibody [GT1275]	Rb mAB	Ms,Rat	WB
GTX636086	ATM (phospho Ser1981) antibody [HL1062]	Rb mAB	Hu	WB, ICC/IF, IHC-P
GTX635571	ATR (phospho Thr1989) antibody [HL132]	Rb mAB	Hu,Ms	WB, ICC/IF, IHC-P
GTX03250	CDC37 (phospho Ser13) antibody [GT1338]	Rb mAB	Hu,Ms,Rat	WB
GTX635572	Chk1 (phospho Ser345) antibody [HL122]	Rb mAB	Hu	WB
GTX00960	c-Jun (phospho Ser63) antibody [GT1198]	Rb mAB	Hu,Ms,Rat	WB, ICC/IF
GTX03207	c-Myc (phospho Ser62) antibody [GT1295]	Rb mAB	Hu,Ms	WB
GTX635716	EGFR (E746-A750del) antibody [HL363]	Rb mAB	Hu	WB
GTX635834	EGFR (L858R Mutant) antibody [HL1022]	Rb mAB	Hu	WB
GTX00958	EGFR (phospho Tyr1068) antibody [GT1196]	Rb mAB	Hu	WB
GTX00965	eIF2 alpha (phospho Ser51) antibody [GT1203]	Rb mAB	Hu,Ms	WB
GTX635617	ERK1 (phospho Thr202/Tyr204) + ERK2 (phospho Thr185/Tyr187) antibody [HL173]	Rb mAB	Hu,Ms,Rat	WB
GTX635714	FAK (phospho Tyr576) antibody [HL127]	Rb mAB	Hu,Ms,Rat	WB
GTX03196	Glycogen synthase 1 (phospho Ser641) antibody [GT1284]	Rb mAB	Hu	WB
GTX635875	GRK2 (phospho Ser670) antibody [HL1035]	Rb mAB	Hu,Ms	WB, IHC-P
GTX00971	GSK3 beta (phospho Ser9) antibody [GT1209]	Rb mAB	Hu,Ms	WB, IHC-P
GTX636713	Histone H2A.XS139ph (phospho Ser139) antibody [HL1299]	Rb mAB	Hu	WB
GTX00957	Histone H3S10ph (phospho Ser10) antibody [GT1195]	Rb mAB	Hu,Ms,Rat	WB, ICC/IF, IHC-P
GTX00775	Histone H4K5ac (acetyl Lys5) antibody [GT1138]	Rb mAB	Hu,Ms,Rat	WB, ICC/IF, IHC-P
GTX03197	HSP27 (phospho Ser78) antibody [GT1285]	Ms mAB	Hu	WB
GTX00967	IKB alpha (phospho Ser32) antibody [GT1205]	Rat mAB	Hu,Ms,Rat	WB
GTX03210	IKB alpha (phospho Ser36) antibody [GT1298]	Rb mAB	Hu,Ms,Rat	WB, IHC-P
GTX635799	JNK (phospho Thr183/Tyr185) antibody [HL1008]	Rb mAB	Hu,Ms	WB, IHC-P
GTX635694	LYN (phospho Tyr397) antibody [HL122]	Rb mAB	Hu	WB
GTX03217	MEK1 (phospho Ser298) antibody [GT1305]	Rb mAB	Hu,Rat	WB
GTX03218	MEK1 (phospho Thr292) antibody [GT1306]	Rb mAB	Hu,Rat	WB
GTX03209	NRF2 (phospho Ser40) antibody [GT1297]	Rb mAB	Hu	WB
GTX636395	p53 (R175H Mutant) antibody [HL1129]	Rb mAB	Hu	WB, ICC/IF
GTX635621	p70 S6K (phospho Thr421/Ser424) antibody [HL129]	Rb mAB	Hu,Ms,Rat	WB
GTX03256	PAK4 (phospho Ser474) / PAK5 (phospho Ser602) / PAK6 (phospho Ser560) antibody [GT1344]	Rb mAB	Hu,Ms,Rat	WB
GTX00943	PARP (cleaved) antibody [GT1181]	Rb mAB	Hu,Ms,Pig	WB, IHC-P
GTX635825	PEG (methoxy group) antibody [HL1020]	Rb mAB		WB, ELISA
GTX03216	PKA R2 (phospho Ser99) antibody [GT1304]	Rb mAB	Hu,Rat	WB
GTX636461	PKC theta (phospho Thr219) antibody [HL1157]	Rb mAB	Hu	WB
GTX03213	Pyruvate Dehydrogenase E1 alpha (phospho Ser293) antibody [GT1301]	Rb mAB	Hu,Ms,Rat	WB
GTX03257	Rac1/Cdc42 (phospho Ser71) antibody [GT1345]	Rb mAB	Hu	WB
GTX03221	Raf1 (phospho Ser259) antibody [GT1309]	Rb mAB	Hu,Rat	WB
GTX636434	RAS (G12A mutant) antibody [HL1153]	Rb mAB	Hu	WB
GTX635362	RAS (G12D Mutant) antibody [HL10]	Rb mAB	Hu,Ms	WB, IHC-P
GTX635623	RAS (G12V Mutant) antibody [HL169]	Rb mAB	Hu	WB, IHC-P
GTX636103	ROCK2 (phospho Ser1366) antibody [HL1071]	Rb mAB	Hu	WB, ICC/IF
GTX03214	RPB1 CTD (phospho Ser2) antibody [GT1302]	Rb mAB	Hu,Ms,Rat	WB
GTX03215	RPB1 CTD (phospho Ser5) antibody [GT1303]	Rb mAB	Hu,Ms	WB
GTX03203	SMAD2 (phospho Ser250) antibody [GT1291]	Rb mAB	Hu,Ms	WB
GTX00969	SMAD3 (phospho Ser423/Ser425) antibody [GT1207]	Rb mAB	Hu,Ms,Rat	WB, IHC-P
GTX03233	SMC1 (phospho Ser957) antibody [GT1321]	Rb mAB	Hu,Ms,Rat	WB, IHC-P
GTX03226	Src (phospho Tyr416) antibody [GT1314]	Rb mAB	Ms	WB
GTX00959	STAT1 (phospho Tyr701) antibody [GT1197]	Rb mAB	Hu,Ms,Rat	WB
GTX00968	STAT3 (phospho Ser727) antibody [GT1206]	Rb mAB	Hu,Ms,Rat	WB, IHC-P
GTX00966	STAT3 (phospho Tyr705) antibody [GT1204]	Rb mAB	Hu,Ms	WB
GTX00970	STAT5A (phospho Tyr694) antibody [GT1208]	Rb mAB	Hu,Ms,Rat	WB, IHC-P

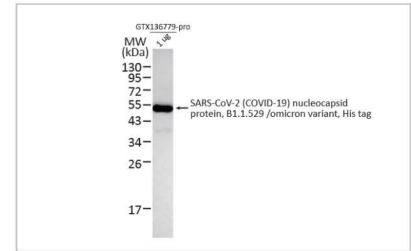
Highlighted Antibodies



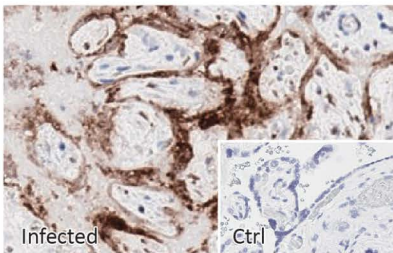
SARS-CoV-2 (COVID-19) Spike RBD antibody [HL1003] (GTX635792) 




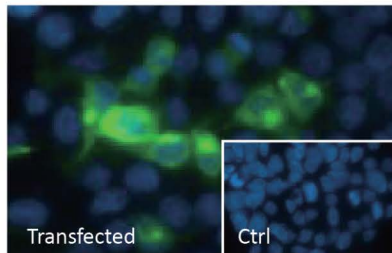
SARS-CoV-2 (COVID-19) Spike RBD antibody [HL257] (GTX635692) 





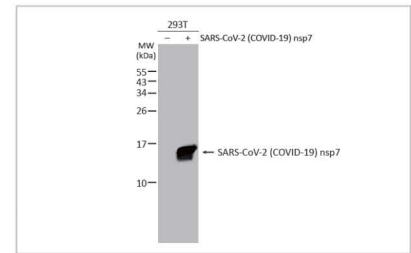
SARS-CoV-2 (COVID-19) nucleocapsid antibody [HL5511] (GTX635689)  



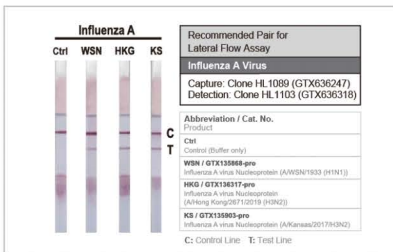
SARS-CoV-2 (COVID-19) nucleocapsid antibody [HL448] (GTX635686)  



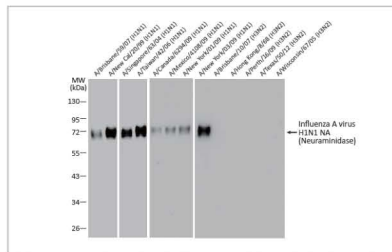
SARS-CoV-2 (COVID-19) Membrane antibody [HL1088] (GTX636246)  



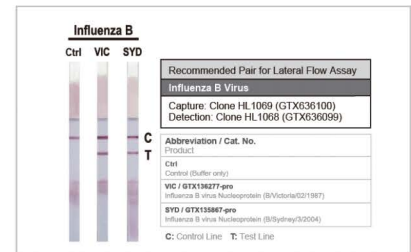
SARS-CoV-2 (COVID-19) nsp7 antibody [HL1301] (GTX636719) 



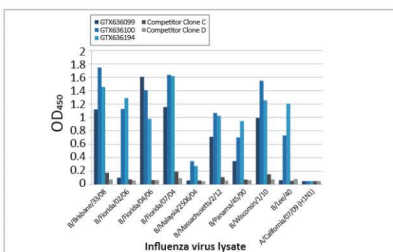
Influenza A virus Nucleoprotein antibody [HL1103] (GTX636318)  



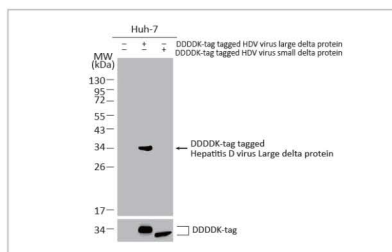
Influenza A virus H1N1 NA (Neuraminidase) antibody [HL1108] (GTX636323)  



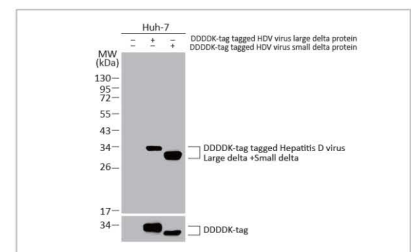
Influenza B virus Nucleoprotein antibody [HL1069] (GTX636100)  



Influenza B virus Nucleoprotein antibody [HL1068] (GTX636099)  























Hepatitis D virus Large delta protein antibody [HL1051] (GTX636026) 



















Hepatitis D virus Large delta + Small delta protein antibody [HL1055] (GTX636030) 

Virus Research

	Cat. No.	Product Name	Clonality	Reactivity	Applications
	GTX636265	ACE2 antibody [HL1092]	Rb mAB	Hu	WB, IHC-P
	GTX636562	ASFV p54 antibody [HL1218]	Rb mAB	ASFV	WB, ELISA, Sandwich ELISA
	GTX636563	ASFV p54 antibody [HL1219]	Rb mAB	ASFV	WB, ELISA, Sandwich ELISA
	GTX636700	ASFV p54 antibody [HL1286]	Rb mAB	ASFV	WB, ELISA
	GTX636701	ASFV p54 antibody [HL1287]	Rb mAB	ASFV	WB, ELISA
	GTX636703	ASFV p54 antibody [HL1289]	Rb mAB	ASFV	WB, ELISA
	GTX636028	Hepatitis D virus Large delta + Small delta protein antibody [HL1053]	Rb mAB	HDV	WB
	GTX636030	Hepatitis D virus Large delta + Small delta protein antibody [HL1055]	Rb mAB	HDV	WB
	GTX636026	Hepatitis D virus Large delta protein antibody [HL1051]	Rb mAB	HDV	WB
	GTX636323	Influenza A virus H1N1 NA (Neuraminidase) antibody [HL1108]	Rb mAB	H1N1	WB, ICC/IF
	GTX636199	Influenza A virus Nucleoprotein antibody [HL1078]	Rb mAB	Influenza A virus	WB, ICC/IF, ELISA, Lateral Flow, Sandwich ELISA
	GTX636247	Influenza A virus Nucleoprotein antibody [HL1089]	Rb mAB	Influenza A virus	WB, ICC/IF, ELISA, Lateral Flow, Sandwich ELISA
	GTX636282	Influenza A virus Nucleoprotein antibody [HL1098]	Rb mAB	Influenza A virus	WB, ICC/IF, ELISA, Sandwich ELISA
	GTX636318	Influenza A virus Nucleoprotein antibody [HL1103]	Rb mAB	Influenza A virus	WB, ICC/IF, ELISA, Lateral Flow, Sandwich ELISA
	GTX636099	Influenza B virus Nucleoprotein antibody [HL1068]	Rb mAB	Influenza B virus	WB, ICC/IF, ELISA, Lateral Flow, Sandwich ELISA
	GTX636100	Influenza B virus Nucleoprotein antibody [HL1069]	Rb mAB	Influenza B virus	WB, ICC/IF, ELISA, Lateral Flow, Sandwich ELISA
	GTX636194	Influenza B virus Nucleoprotein antibody [HL1073]	Rb mAB	Influenza B virus	WB, ICC/IF, ELISA, Lateral Flow, Sandwich ELISA
	GTX636648	Respiratory Syncytial virus Nucleoprotein antibody [HL1246]	Rb mAB	RSV	WB, ELISA, Sandwich ELISA
	GTX636649	Respiratory Syncytial virus Nucleoprotein antibody [HL1247]	Rb mAB	RSV	WB, ELISA, Sandwich ELISA
	GTX636650	Respiratory Syncytial virus Nucleoprotein antibody [HL1248]	Rb mAB	RSV	WB, ELISA, Sandwich ELISA
	GTX636709	Respiratory Syncytial virus Nucleoprotein antibody [HL1295]	Rb mAB	RSV	WB, ELISA, Sandwich ELISA
	GTX636710	Respiratory Syncytial virus Nucleoprotein antibody [HL1296]	Rb mAB	RSV	WB, ELISA, Sandwich ELISA
	GTX636711	Respiratory Syncytial virus Nucleoprotein antibody [HL1297]	Rb mAB	RSV	WB, ELISA, Sandwich ELISA
	GTX636245	SARS-CoV-2 (COVID-19) Membrane antibody [HL1087]	Rb mAB	SARS-CoV-2	ICC/IF
	GTX636246	SARS-CoV-2 (COVID-19) Membrane antibody [HL1088]	Rb mAB	SARS-CoV-2	ICC/IF
	GTX636719	SARS-CoV-2 (COVID-19) nsp7 antibody [HL1301]	Rb mAB	SARS-CoV-2	WB
	GTX635680	SARS-CoV-2 (COVID-19) nucleocapsid antibody [HL146]	Rb mAB	SARS-CoV, SARS-CoV-2	WB, ICC/IF, ELISA, Sandwich ELISA
	GTX635678	SARS-CoV-2 (COVID-19) nucleocapsid antibody [HL249]	Rb mAB	SARS-CoV, SARS-CoV-2	WB, ICC/IF, ELISA, Sandwich ELISA, IHC-P (cell pellet)
	GTX635679	SARS-CoV-2 (COVID-19) nucleocapsid antibody [HL344]	Rb mAB	SARS-CoV-2	WB, ICC/IF, IHC-P, IHC-Fr, ELISA, Sandwich ELISA, IHC-P (cell pellet)

























































Virus Research

Cat. No.	Product Name	Clonality	Reactivity	Applications
 GTX635686	SARS-CoV-2 (COVID-19) nucleocapsid antibody [HL448]	Rb mAB	SARS-CoV,SARS-CoV-2	WB, ICC/IF, IHC-P, ELISA, Lateral Flow, Sandwich ELISA, IHC-P (cell pellet)
 GTX635686-01	SARS-CoV-2 (COVID-19) nucleocapsid antibody [HL448] (HRP)	Rb mAB	SARS-CoV,SARS-CoV-2	WB, ELISA, Sandwich ELISA
 GTX635687	SARS-CoV-2 (COVID-19) nucleocapsid antibody [HL453]	Rb mAB	SARS-CoV,SARS-CoV-2	WB, ICC/IF, ELISA, IHC-P (cell pellet)
 GTX635688	SARS-CoV-2 (COVID-19) nucleocapsid antibody [HL455]	Rb mAB	SARS-CoV,SARS-CoV-2	WB, ICC/IF, ELISA, Lateral Flow, Sandwich ELISA, IHC-P (cell pellet)
 GTX635712	SARS-CoV-2 (COVID-19) nucleocapsid antibody [HL455-MS]	Ms mAB	SARS-CoV,SARS-CoV-2	WB, ICC/IF, ELISA, Sandwich ELISA, IHC-P (cell pellet)
 GTX635685	SARS-CoV-2 (COVID-19) nucleocapsid antibody [HL5410]	Rb mAB	SARS-CoV,SARS-CoV-2	WB, ICC/IF, ELISA, Lateral Flow, Sandwich ELISA, IHC-P (cell pellet)
 GTX635685-17	SARS-CoV-2 (COVID-19) nucleocapsid antibody [HL5410] (Gold)	Rb mAB	SARS-CoV-2	Immunoassay
 GTX635689	SARS-CoV-2 (COVID-19) nucleocapsid antibody [HL5511]	Rb mAB	SARS-CoV-2	WB, ICC/IF, ELISA, Lateral Flow, Sandwich ELISA, IHC-P (cell pellet)
 GTX635791	SARS-CoV-2 (COVID-19) Spike RBD antibody [HL1002]	Rb mAB	SARS-CoV-2	ELISA, Lateral Flow, Neutralizing/Inhibition, Sandwich ELISA
 GTX635791-01	SARS-CoV-2 (COVID-19) Spike RBD antibody [HL1002] (HRP)	Rb mAB	SARS-CoV-2	ELISA, Sandwich ELISA
 GTX635792	SARS-CoV-2 (COVID-19) Spike RBD antibody [HL1003]	Rb mAB	SARS-CoV-2	ICC/IF, ELISA, Neutralizing/Inhibition, Sandwich ELISA
 GTX635792-01	SARS-CoV-2 (COVID-19) Spike RBD antibody [HL1003] (HRP)	Rb mAB	SARS-CoV-2	ELISA, Sandwich ELISA
 GTX635866	SARS-CoV-2 (COVID-19) Spike RBD antibody [HL1003-HU]	Hu Mab	SARS-CoV-2	ELISA, Neutralizing/Inhibition, Sandwich ELISA
 GTX635793	SARS-CoV-2 (COVID-19) Spike RBD antibody [HL1004]	Rb mAB	SARS-CoV-2	ICC/IF, ELISA, Neutralizing/Inhibition, Sandwich ELISA
 GTX635793-01	SARS-CoV-2 (COVID-19) Spike RBD antibody [HL1004] (HRP)	Rb mAB	SARS-CoV-2	ELISA, Sandwich ELISA
 GTX635807	SARS-CoV-2 (COVID-19) Spike RBD antibody [HL1014]	Rb mAB	SARS-CoV-2	ICC/IF, ELISA, Sandwich ELISA
 GTX635692	SARS-CoV-2 (COVID-19) Spike RBD antibody [HL257]	Rb mAB	SARS-CoV-2	WB, ICC/IF, IHC-P, ELISA, IHC-P (cell pellet)
 GTX635656	SARS-CoV-2 (COVID-19) Spike S1 antibody [HL1]	Rb mAB	SARS-CoV-2	WB, ICC/IF, ELISA, Sandwich ELISA
 GTX635671	SARS-CoV-2 (COVID-19) Spike S1 antibody [HL134]	Rb mAB	SARS-CoV-2	WB, ICC/IF, ELISA, IHC-P (cell pellet)
 GTX635713	SARS-CoV-2 (COVID-19) Spike S1 antibody [HL13402]	Rb mAB	SARS-CoV-2	WB, ICC/IF, ELISA, Sandwich ELISA
 GTX635672	SARS-CoV-2 (COVID-19) Spike S1 antibody [HL263]	Rb mAB	SARS-CoV-2	WB, ICC/IF, ELISA, Sandwich ELISA, IHC-P (cell pellet)
 GTX635654	SARS-CoV-2 (COVID-19) Spike S1 antibody [HL6]	Rb mAB	SARS-CoV-2	WB, ICC/IF, IHC-P, FACS, ELISA, Sandwich ELISA, IHC-P (cell pellet)
 GTX635911	SARS-CoV-2 (COVID-19) Spike S2 / S2' antibody [HL1039]	Rb mAB	SARS-CoV-2	WB, ICC/IF, ELISA, Sandwich ELISA, IHC-P (cell pellet)
 GTX635910	SARS-CoV-2 (COVID-19) Spike S2 antibody [HL1038]	Rb mAB	SARS-CoV-2	WB, ICC/IF, ELISA, Sandwich ELISA, IHC-P (cell pellet)
 GTX635693	SARS-CoV-2 (COVID-19) Spike S2 antibody [HL237]	Rb mAB	SARS-CoV-2	WB, ICC/IF, ELISA, Sandwich ELISA, IHC-P (cell pellet)
















Selected Recombinant Antibodies

	Cat. No.	Product Name	Clonality	Reactivity	Applications
🔄	GTX636668	Activin Receptor Type IB antibody [HL1266]	Rb mAB	Hu,Ms	WB
🔄	GTX03179	Aggrecan antibody [GT1267]	Rb mAB	Hu,Ms,Rat	WB, IHC-P
🔄	GTX03225	alpha 1 Spectrin antibody [GT1313]	Rb mAB	Hu,Ms,Rat	WB
🔄	GTX03188	alpha A Crystallin antibody [GT1276]	Rb mAB	Ms,Rat	WB, IHC-P
🔄	GTX02858	alpha Fodrin antibody [GT1261]	Rb mAB	Hu,Ms,Rat	WB, IHC-P
🔄	GTX636575	Artemis antibody [HL1227]	Rb mAB	Hu	WB
🔄	GTX03245	BCAP31 antibody [GT1333]	Rb mAB	Hu,Ms,Rat	WB, ICC/IF, IHC-P
🔄	GTX636326	BrdU antibody [HL1111]	Rb mAB		ICC/IF
🔄	GTX636508	C1 inhibitor antibody [HL1196]	Rb mAB	Hu,Ms,Rat	WB, IHC-P
🔄	GTX636509	C1 inhibitor antibody [HL1197]	Rb mAB	Hu,Ms,Rat	WB, IHC-P
🔄	GTX02847	C1qBP antibody [GT1250]	Rb mAB	Hu,Ms,Rat	WB, IHC-P
🔄	GTX03183	CES1 antibody [GT1271]	Rb mAB	Hu,Ms,Rat	WB, ICC/IF
🔄	GTX03244	CHAF1A antibody [GT1332]	Rb mAB	Hu	WB
🔄	GTX64247	COL17A1 antibody [GT1055]	Rb mAB	Hu,Ms	ICC/IF, IHC-P
🔄	GTX03185	COL17A1 antibody [GT1273]	Rb mAB	Hu	WB, IHC-P
🔄	GTX03186	CPS1 antibody [GT1274]	Rb mAB	Hu,Ms,Rat	WB, IHC-P
🔄	GTX636468	CPT1A antibody [HL1164]	Rb mAB	Hu,Ms	WB, IHC-P
🔄	GTX03253	Ctip1 antibody [GT1341]	Rb mAB	Hu	WB, IHC-P
🔄	GTX02833	Cullin 1 antibody [GT1236]	Rb mAB	Hu,Ms,Rat	WB
🔄	GTX03234	Cullin 2 antibody [GT1322]	Rb mAB	Hu,Ms,Rat	WB, IHC-P
🔄	GTX01537	Cullin 3 antibody [GT1229]	Rat mAB	Hu,Ms,Rat	WB, IHC-P
🔄	GTX03189	DDB2 antibody [GT1277]	Rb mAB	Hu,Ms	WB
🔄	GTX636322	DDR2 antibody [HL1107]	Rb mAB	Hu,Ms,Rat	WB, IHC-P
🔄	GTX02851	DDX17 antibody [GT1254]	Rb mAB	Hu,Ms,Rat	WB, IHC-P
🔄	GTX636580	Dicer antibody [HL1232]	Rb mAB	Hu,Ms,Rat	WB, IHC-P
🔄	GTX09511	Drosha antibody [GT1178]	Rb mAB	Hu	WB, ICC/IF
🔄	GTX636527	DUT antibody [HL1210]	Rb mAB	Hu	WB, ICC/IF, IHC-P
🔄	GTX03236	DYNLL1 antibody [GT1324]	Rb mAB	Hu,Ms,Rat	WB, IHC-P
🔄	GTX09015	E2F1 antibody [GT1167]	Rb mAB	Hu,Ms,Rat	WB
🔄	GTX03190	EEF1G antibody [GT1278]	Rb mAB	Hu,Ms,Rat	WB, ICC/IF, IHC-P
🔄	GTX01534	EIF2C2 antibody [GT1226]	Rb mAB	Hu,Ms,Rat	WB, IHC-P
🔄	GTX03237	eIF3B antibody [GT1325]	Rb mAB	Hu,Ms,Rat	WB, ICC/IF
🔄	GTX03243	EIF4A3 antibody [GT1331]	Rb mAB	Hu,Ms,Rat	WB, ICC/IF
🔄	GTX03246	Epac1 antibody [GT1334]	Rb mAB	Hu,Ms,Rat	WB, IHC-P
🔄	GTX01099	ERK1 antibody [GT1156]	Rb mAB	Hu,Ms,Rat	WB
🔄	GTX00945	ERK2 antibody [GT1183]	Rb mAB	Hu,Ms,Rat	WB
🔄	GTX02855	ERK5 antibody [GT1258]	Rb mAB	Hu,Ms,Rat	WB, IHC-P
🔄	GTX01531	FANCD2 antibody [GT1223]	Rb mAB	Hu,Ms,Rat	WB
🔄	GTX00928	Ferritin Heavy Chain antibody [GT1149]	Rb mAB	Hu,Ms,Rat	WB
🔄	GTX02837	FHIT antibody [GT1240]	Rb mAB	Hu,Rat	WB
🔄	GTX03193	FKBP12 antibody [GT1281]	Rb mAB	Hu,Ms,Rat	WB
🔄	GTX01198	GATA3 antibody [GT1217]	Rb mAB	Hu	WB
🔄	GTX09130	Glucocorticoid Receptor antibody [GT1170]	Rb mAB	Hu,Ms,Rat	WB
🔄	GTX636420	Glucocorticoid Receptor antibody [HL1149]	Rb mAB	Hu,Ms	WB, ICC/IF, IHC-P
🔄	GTX636422	Glucocorticoid Receptor antibody [HL1151]	Rb mAB	Hu,Ms	WB, ICC/IF, IHC-P
🔄	GTX03194	GPX4 antibody [GT1282]	Rb mAB	Hu,Ms,Rat	WB, IP
🔄	GTX02831	Hemoglobin alpha antibody [GT1234]	Rb mAB	Hu,Ms,Rat	WB, IHC-P

Selected Recombinant Antibodies

Cat. No.	Product Name	Clonality	Reactivity	Applications
 GTX02828	HLA-DQA1 antibody [GT1231]	Rb mAB	Hu,Ms,Rat	WB, IHC-P
 GTX02839	hnRNP U antibody [GT1242]	Rb mAB	Hu,Ms,Rat	WB, ICC/IF, IHC-P, IP
  GTX636633	Homeobox C10 antibody [HL1234]	Rb mAB	Hu	WB
 GTX03248	HSP105 antibody [GT1336]	Rb mAB	Hu,Ms,Rat	WB
 GTX09012	Hsp90 beta antibody [GT1164]	Rb mAB	Hu,Ms,Rat	WB, ICC/IF
  GTX64270	IGF2R antibody [GT1078]	Rb mAB	Hu	WB, ICC/IF, IHC-P, FACS
 GTX03198	IGFBP7 antibody [GT1286]	Rb mAB	Hu,Ms,Rat	WB, ICC/IF, IHC-P
 GTX02822	IL4 antibody [GT1225]	Rb mAB	Hu	WB
 GTX02844	ILF3 antibody [GT1247]	Rb mAB	Hu,Ms,Rat	WB, IHC-P
 GTX64222	Insulin antibody [GT1030]	Rb mAB	Hu,Ms,Rat	IHC-P
 GTX02826	Insulin antibody [GT1229]	Rb mAB	Ms,Rat	WB, IHC-P
  GTX02845	ITCH antibody [GT1248]	Rb mAB	Hu,Ms,Rat	WB
 GTX636666	ITK antibody [HL1264]	Rb mAB	Hu	WB
 GTX03182	LIMP II antibody [GT1270]	Rb mAB	Hu,Ms,Rat	WB, IHC-P
 GTX03219	LMP2 antibody [GT1307]	Rb mAB	Hu,Ms,Rat	WB, IHC-P
 GTX64315	Lysozyme antibody [GT1123]	Rb mAB	Hu,Ms	WB, ICC/IF, IHC-P
 GTX03202	Lysozyme antibody [GT1290]	Rb mAB	Hu,Ms	WB, IHC-P
 GTX03241	Macro H2A.1 antibody [GT1329]	Rb mAB	Hu,Ms,Rat	WB, ICC/IF, IHC-P
 GTX01293	MEK1 antibody [GT1158]	Rb mAB	Hu,Ms,Rat	WB, ICC/IF
  GTX64253	MERTK antibody [GT1061]	Rb mAB	Hu	WB, IHC-P
  GTX03247	MERTK antibody [GT1335]	Rb mAB	Hu	WB
  GTX636730	MFF antibody [HL1312]	Rb mAB	Hu	WB
  GTX636731	MFF antibody [HL1313]	Rb mAB	Hu	WB
 GTX03208	MLCK antibody [GT1296]	Rb mAB	Hu,Ms,Rat	WB
 GTX03206	MTH1 antibody [GT1294]	Rb mAB	Hu	WB
 GTX09510	NFAT2 antibody [GT1177]	Rb mAB	Hu	WB
  GTX01533	NOX2 / gp91phox antibody [GT1225]	Rb mAB	Hu,Ms,Rat	WB
 GTX03212	Oncostatin M antibody [GT1300]	Rb mAB	Hu,Ms,Rat	WB, ICC/IF, IHC-P
 GTX02857	PF4 antibody [GT1260]	Rb mAB	Hu,Ms,Rat	WB, IHC-P
 GTX03235	PIAS1 antibody [GT1323]	Rb mAB	Hu,Ms	WB
 GTX00954	PIM1 antibody [GT1192]	Rb mAB	Hu,Ms,Rat	WB, IHC-P
 GTX00929	PKR antibody [GT1150]	Rb mAB	Hu	WB
 GTX00832	PRMT5 antibody [GT1142]	Rb mAB	Hu,Ms,Rat	WB, IHC-P
 GTX02853	Rab11A antibody [GT1256]	Rb mAB	Hu,Ms,Rat	WB, ICC/IF
 GTX03249	RALBP1 antibody [GT1337]	Rb mAB	Hu,Ms,Rat	WB, ICC/IF, IHC-P
 GTX636320	RBPMS antibody [HL1105]	Rb mAB	Hu,Ms,Rat	WB
 GTX636321	RBPMS antibody [HL1106]	Rb mAB	Hu,Ms,Rat	WB
 GTX02842	Renin antibody [GT1245]	Rb mAB	Hu	WB
 GTX635976	RPB2 antibody [HL1042]	Rb mAB	Hu	WB
 GTX635977	RPB2 antibody [HL1043]	Rb mAB	Hu	WB
 GTX03222	RPS20 antibody [GT1310]	Rb mAB	Hu,Ms,Rat	WB, ICC/IF, IHC-P
 GTX636578	RRM1 antibody [HL1230]	Rb mAB	Hu,Ms,Rat	WB, IHC-P
 GTX636579	RRM1 antibody [HL1231]	Rb mAB	Hu,Ms,Rat	WB
  GTX636634	RRM2 antibody [HL1235]	Rb mAB	Hu,Ms	WB, IHC-P
 GTX03252	SENP1 antibody [GT1340]	Rb mAB	Hu	WB
 GTX03224	SFRS3 antibody [GT1312]	Rb mAB	Hu,Ms,Rat	WB, IHC-P
 GTX03199	SHIP1 antibody [GT1287]	Rb mAB	Hu,Ms,Rat	WB, IHC-P

Selected Recombinant Antibodies

Cat. No.	Product Name	Clonality	Reactivity	Applications
 GTX00951	SIRT1 antibody [GT1189]	Rb mAB	Hu	WB, ICC/IF
 GTX636329	SMARCA2 antibody [HL1114]	Rb mAB	Hu,Ms	WB, ICC/IF, IHC-P
 GTX636330	SMARCA2 antibody [HL1115]	Rb mAB	Hu,Ms	WB, ICC/IF, IHC-P
 GTX635798	SMCR8 antibody [HL1007]	Rb mAB	Hu,Ms,Rat	WB, ICC/IF, IHC-P
 GTX03238	SOCS2 antibody [GT1326]	Rb mAB	Hu,Ms,Rat	WB, ICC/IF, IHC-P
 GTX03227	SSTR5 antibody [GT1315]	Rb mAB	Hu,Ms,Rat	WB, IHC-P
 GTX636653	Strep epitope Tag antibody [HL1251]	Rb mAB		WB
 GTX64290	SUMO1 antibody [GT1098]	Rb mAB	Hu,Ms	WB, ICC/IF, IHC-P, FACS
 GTX02850	SUMO2 + SUMO3 antibody [GT1253]	Rb mAB	Hu,Ms,Rat	WB, ICC/IF, IHC-P
 GTX03229	TFE3 antibody [GT1317]	Rb mAB	Hu,Ms,Rat	WB, IHC-P
 GTX02843	TFPI antibody [GT1246]	Rb mAB	Hu	WB
 GTX03255	TIRAP antibody [GT1343]	Rb mAB	Hu,Ms,Rat	WB, IHC-P
 GTX03230	TRPC1 antibody [GT1318]	Rb mAB	Hu,Ms,Rat	WB
 GTX03232	UAP56 antibody [GT1320]	Rb mAB	Hu,Ms,Rat	WB, IHC-P
 GTX636698	YTHDF1 antibody [HL1284]	Rb mAB	Hu	WB

Quality Antibodies · Quality Results



International

Tel 886.3.6208988
Fax 886.3.6208989
Address 6F-2, No.89, Dongmei Rd., Hsinchu 300, Taiwan (R.O.C.)
E-mail international@genetex.com

USA

Toll-free 1.877.GeneTex(1.877.436.3839)
Fax 1.949.309.2888
Address 2456 Alton Parkway, Irvine, CA 92606 USA
E-mail sales@genetex.com



genetex

PB-R002-220220